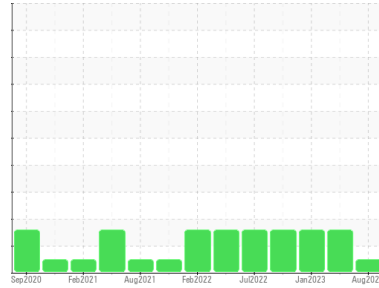


OIL ANALYSIS REPORT

Sample Rating Trend



NORMAL



Machine Id
2026861

Component
Transmission

Fluid
PETRO CANADA TRAXON E SYNTHETIC 75W-90 (--- QTS)

DIAGNOSIS

Recommendation

Resample at the next service interval to monitor.

Wear

All component wear rates are normal.

Contamination

There is no indication of any contamination in the fluid.

Fluid Condition

The condition of the fluid is acceptable for the time in service.

SAMPLE INFORMATION		method	limit/base	current	history1	history2
Sample Number	Client Info			PCA0104347	PCA0092017	PCA0088251
Sample Date	Client Info			21 Aug 2023	19 Feb 2023	16 Jan 2023
Machine Age	mls	Client Info		328089	286182	266786
Oil Age	mls	Client Info		328089	0	0
Oil Changed	Client Info			Not Changed	Not Changd	Not Changed
Sample Status				NORMAL	ABNORMAL	ABNORMAL

CONTAMINATION		method	limit/base	current	history1	history2
Water	WC Method		>0.1	NEG	NEG	NEG

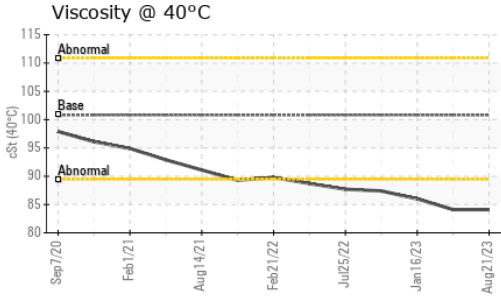
WEAR METALS		method	limit/base	current	history1	history2
Iron	ppm	ASTM D5185m	>200	38	43	36
Chromium	ppm	ASTM D5185m	>10	<1	<1	<1
Nickel	ppm	ASTM D5185m		0	<1	0
Titanium	ppm	ASTM D5185m		0	<1	<1
Silver	ppm	ASTM D5185m		0	0	0
Aluminum	ppm	ASTM D5185m	>50	3	3	3
Lead	ppm	ASTM D5185m	>50	1	0	<1
Copper	ppm	ASTM D5185m	>200	75	88	91
Tin	ppm	ASTM D5185m	>10	0	0	<1
Vanadium	ppm	ASTM D5185m		<1	0	0
Cadmium	ppm	ASTM D5185m		0	0	0

ADDITIVES		method	limit/base	current	history1	history2
Boron	ppm	ASTM D5185m	229	6	8	5
Barium	ppm	ASTM D5185m	<1	0	0	0
Molybdenum	ppm	ASTM D5185m		<1	1	<1
Manganese	ppm	ASTM D5185m		6	7	7
Magnesium	ppm	ASTM D5185m	<1	0	<1	2
Calcium	ppm	ASTM D5185m		588	658	701
Phosphorus	ppm	ASTM D5185m	1355	514	580	597
Zinc	ppm	ASTM D5185m		56	54	47
Sulfur	ppm	ASTM D5185m	22698	3299	4067	3999

CONTAMINANTS		method	limit/base	current	history1	history2
Silicon	ppm	ASTM D5185m	>50	46	▲ 51	▲ 52
Sodium	ppm	ASTM D5185m		<1	2	2
Potassium	ppm	ASTM D5185m	>20	<1	4	4

VISUAL		method	limit/base	current	history1	history2
White Metal	scalar	*Visual	NONE	NONE	NONE	NONE
Yellow Metal	scalar	*Visual	NONE	NONE	NONE	NONE
Precipitate	scalar	*Visual	NONE	NONE	NONE	NONE
Silt	scalar	*Visual	NONE	LIGHT	NONE	NONE
Debris	scalar	*Visual	NONE	NONE	NONE	NONE
Sand/Dirt	scalar	*Visual	NONE	NONE	NONE	NONE
Appearance	scalar	*Visual	NORML	NORML	NORML	NORML
Odor	scalar	*Visual	NORML	NORML	NORML	NORML
Emulsified Water	scalar	*Visual	>0.1	NEG	NEG	NEG
Free Water	scalar	*Visual		NEG	NEG	NEG

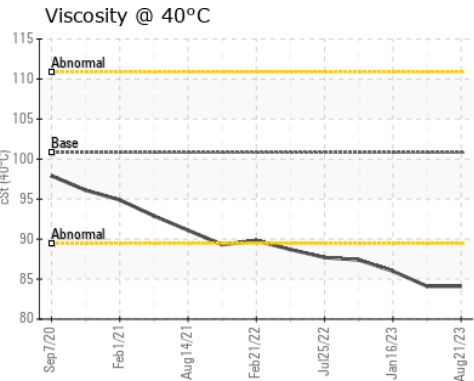
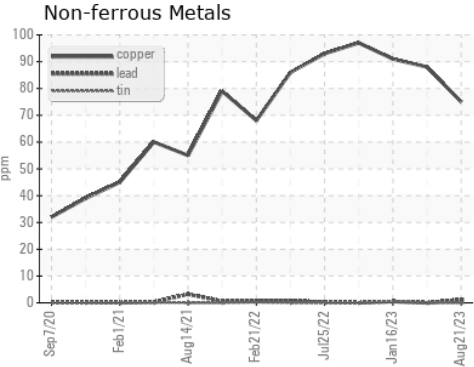
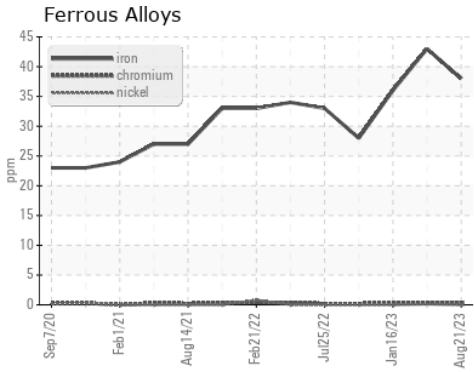
OIL ANALYSIS REPORT



FLUID PROPERTIES		method	limit/base	current	history1	history2
Visc @ 40°C	cSt	ASTM D445	100.8	84.1	84.1	86.0

SAMPLE IMAGES		method	limit/base	current	history1	history2
Color				no image	no image	no image
Bottom				no image	no image	no image

GRAPHS



Certificate L2367

Laboratory : WearCheck USA - 501 Madison Ave., Cary, NC 27513
Sample No. : PCA0104347 **Received** : 11 Dec 2023
Lab Number : 06032050 **Diagnosed** : 15 Dec 2023
Unique Number : 10781841 **Diagnostician** : Jonathan Hester
Test Package : FLEET

PERDUE FARMS - GEORGETOWN
 20621 SAVANAH RD
 GEORGETOWN, DE
 US 19947
 Contact: ROBERT LOCKWOOD
 Robert.Lockwood@Perdue.com
 T:
 F:

To discuss this sample report, contact Customer Service at 1-800-237-1369.

* - Denotes test methods that are outside of the ISO 17025 scope of accreditation.

Statements of conformity to specifications are based on the simple acceptance decision rule (JCGM 106:2012)