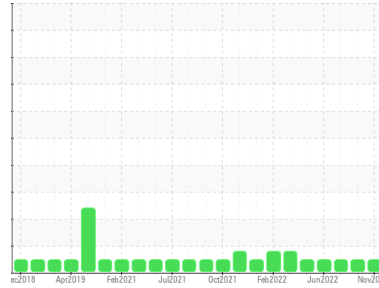


OIL ANALYSIS REPORT

Sample Rating Trend



NORMAL



Machine Id
04563

Component
Diesel Engine

Fluid
PETRO CANADA DURON SHP 10W30 (16 QTS)

DIAGNOSIS

Recommendation

Resample at the next service interval to monitor.

Wear

All component wear rates are normal.

Contamination

There is no indication of any contamination in the oil.

Fluid Condition

The BN result indicates that there is suitable alkalinity remaining in the oil. The condition of the oil is suitable for further service.

SAMPLE INFORMATION		method	limit/base	current	history1	history2
Sample Number	Client Info			PCA0112380	PCA0090107	PCA0077883
Sample Date	Client Info			21 Nov 2023	11 Jan 2023	24 Aug 2022
Machine Age	hrs	Client Info		10538	10061	10061
Oil Age	hrs	Client Info		10538	10061	10061
Oil Changed		Client Info		N/A	N/A	N/A
Sample Status				NORMAL	NORMAL	NORMAL

CONTAMINATION		method	limit/base	current	history1	history2
Fuel	WC Method	>5		<1.0	<1.0	<1.0
Water	WC Method	>0.2		NEG	NEG	NEG
Glycol	WC Method			NEG	NEG	NEG

WEAR METALS		method	limit/base	current	history1	history2
Iron	ppm	ASTM D5185m	>100	31	26	29
Chromium	ppm	ASTM D5185m	>20	<1	<1	<1
Nickel	ppm	ASTM D5185m	>4	<1	<1	0
Titanium	ppm	ASTM D5185m		0	0	0
Silver	ppm	ASTM D5185m	>3	0	0	<1
Aluminum	ppm	ASTM D5185m	>20	2	2	2
Lead	ppm	ASTM D5185m	>40	6	2	4
Copper	ppm	ASTM D5185m	>330	2	2	2
Tin	ppm	ASTM D5185m	>15	0	<1	<1
Vanadium	ppm	ASTM D5185m		0	0	0
Cadmium	ppm	ASTM D5185m		0	0	<1

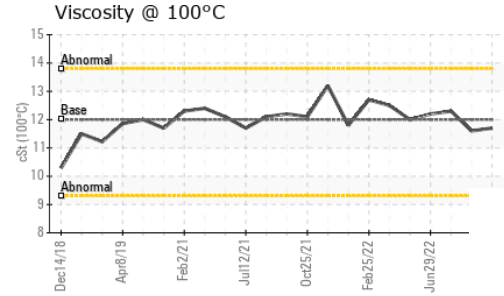
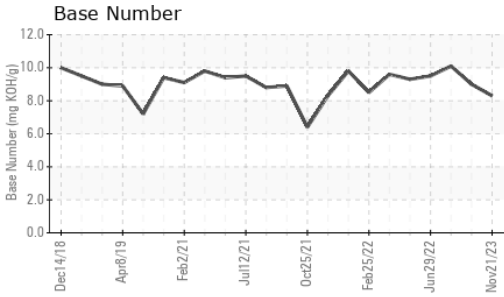
ADDITIVES		method	limit/base	current	history1	history2
Boron	ppm	ASTM D5185m	2	11	13	5
Barium	ppm	ASTM D5185m	0	0	4	0
Molybdenum	ppm	ASTM D5185m	50	64	63	63
Manganese	ppm	ASTM D5185m	0	<1	<1	<1
Magnesium	ppm	ASTM D5185m	950	989	848	879
Calcium	ppm	ASTM D5185m	1050	1112	1031	1057
Phosphorus	ppm	ASTM D5185m	995	1047	931	955
Zinc	ppm	ASTM D5185m	1180	1325	1160	1200
Sulfur	ppm	ASTM D5185m	2600	3112	3239	3000

CONTAMINANTS		method	limit/base	current	history1	history2
Silicon	ppm	ASTM D5185m	>25	3	4	3
Sodium	ppm	ASTM D5185m		3	1	<1
Potassium	ppm	ASTM D5185m	>20	0	1	2

INFRA-RED		method	limit/base	current	history1	history2
Soot %	%	*ASTM D7844	>3	0.6	1	1.6
Nitration	Abs/cm	*ASTM D7624	>20	8.1	7.3	8.4
Sulfation	Abs/.1mm	*ASTM D7415	>30	20.4	19.6	22.2

FLUID DEGRADATION		method	limit/base	current	history1	history2
Oxidation	Abs/.1mm	*ASTM D7414	>25	16.4	14.2	15.7
Base Number (BN)	mg KOH/g	ASTM D2896		8.3	9.0	10.1

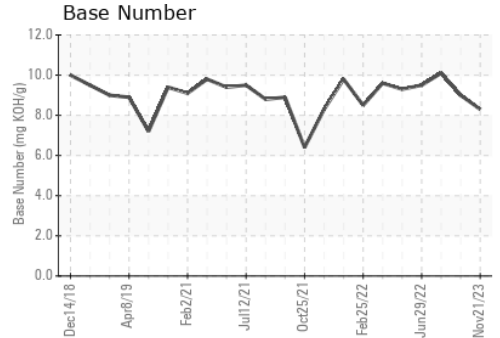
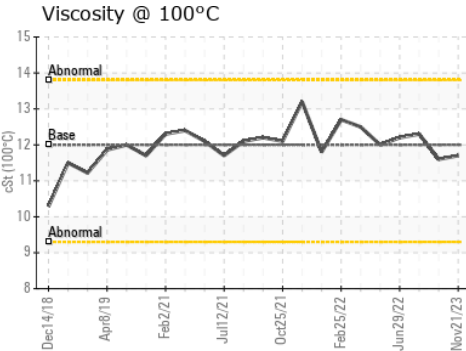
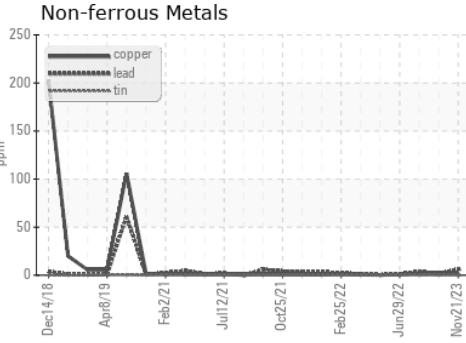
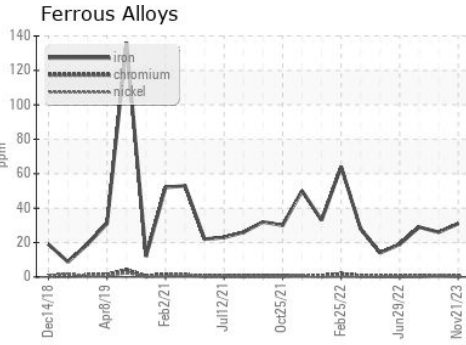
OIL ANALYSIS REPORT



VISUAL	method	limit/base	current	history1	history2
White Metal	scalar	*Visual	NONE	NONE	NONE
Yellow Metal	scalar	*Visual	NONE	NONE	NONE
Precipitate	scalar	*Visual	NONE	NONE	NONE
Silt	scalar	*Visual	NONE	NONE	NONE
Debris	scalar	*Visual	NONE	NONE	NONE
Sand/Dirt	scalar	*Visual	NONE	NONE	NONE
Appearance	scalar	*Visual	NORML	NORML	NORML
Odor	scalar	*Visual	NORML	NORML	NORML
Emulsified Water	scalar	*Visual	>0.2	NEG	NEG
Free Water	scalar	*Visual		NEG	NEG

FLUID PROPERTIES	method	limit/base	current	history1	history2	
Visc @ 100°C	cSt	ASTM D445	12.00	11.7	11.6	12.3

GRAPHS



Certificate L2367

Laboratory : WearCheck USA - 501 Madison Ave., Cary, NC 27513
Sample No. : PCA0112380 **Received** : 12 Dec 2023
Lab Number : **06032172** **Diagnosed** : 13 Dec 2023
Unique Number : 10781963 **Diagnostician** : Wes Davis
Test Package : FLEET

PERDUE FARMS - DILLON
 2047 HWY 9 WEST
 DILLON, SC
 US 29536
 Contact: KEVIN HOOKS
 kevin.hooks@perdue.com
 T: (843)841-8069
 F: (843)841-8070

To discuss this sample report, contact Customer Service at 1-800-237-1369.
 * - Denotes test methods that are outside of the ISO 17025 scope of accreditation.
 Statements of conformity to specifications are based on the simple acceptance decision rule (JCGM 106:2012)