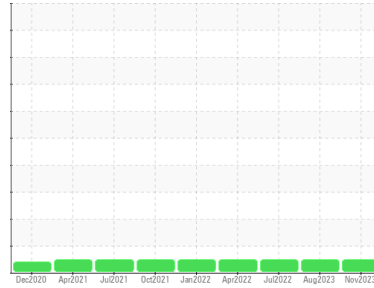


OIL ANALYSIS REPORT

Sample Rating Trend

NORMAL



Machine Id
2026807

Component
Front Differential
Fluid

PETRO CANADA TRAXON SYNTHETIC 75W90 (--- GAL)

DIAGNOSIS

Recommendation

Resample at the next service interval to monitor.

Wear

All component wear rates are normal.

Contamination

There is no indication of any contamination in the oil.

Fluid Condition

The condition of the oil is acceptable for the time in service.

SAMPLE INFORMATION		method	limit/base	current	history1	history2
Sample Number	Client Info			PCA0110948	PCA0104360	PCA0077968
Sample Date	Client Info			05 Nov 2023	20 Aug 2023	21 Jul 2022
Machine Age	mls	Client Info		0	206319	155437
Oil Age	mls	Client Info		0	206319	0
Oil Changed	Client Info			Not Changed	Not Changed	Not Changed
Sample Status				NORMAL	NORMAL	NORMAL

CONTAMINATION		method	limit/base	current	history1	history2
Water	WC Method		>.2	NEG	NEG	NEG

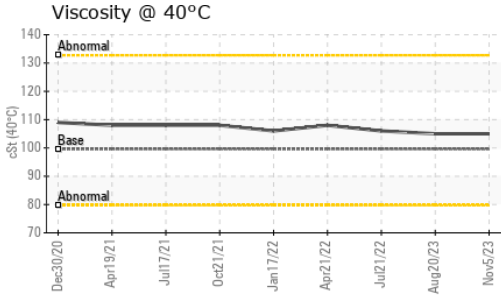
WEAR METALS		method	limit/base	current	history1	history2
Iron	ppm	ASTM D5185m	>500	169	152	135
Chromium	ppm	ASTM D5185m	>10	1	1	1
Nickel	ppm	ASTM D5185m	>10	4	3	3
Titanium	ppm	ASTM D5185m		0	0	0
Silver	ppm	ASTM D5185m		0	0	0
Aluminum	ppm	ASTM D5185m	>25	<1	<1	<1
Lead	ppm	ASTM D5185m	>25	<1	1	<1
Copper	ppm	ASTM D5185m	>100	25	23	22
Tin	ppm	ASTM D5185m	>10	<1	<1	1
Vanadium	ppm	ASTM D5185m		0	<1	0
Cadmium	ppm	ASTM D5185m		0	0	0

ADDITIVES		method	limit/base	current	history1	history2
Boron	ppm	ASTM D5185m	328	331	325	464
Barium	ppm	ASTM D5185m	1	0	0	<1
Molybdenum	ppm	ASTM D5185m		1	2	2
Manganese	ppm	ASTM D5185m		14	13	14
Magnesium	ppm	ASTM D5185m	1	0	0	<1
Calcium	ppm	ASTM D5185m	7	15	0	17
Phosphorus	ppm	ASTM D5185m	1145	1316	1276	1265
Zinc	ppm	ASTM D5185m	3	11	0	21
Sulfur	ppm	ASTM D5185m	17909	21274	24281	25510

CONTAMINANTS		method	limit/base	current	history1	history2
Silicon	ppm	ASTM D5185m	>75	46	42	38
Sodium	ppm	ASTM D5185m		9	8	8
Potassium	ppm	ASTM D5185m	>20	115	111	122

VISUAL		method	limit/base	current	history1	history2
White Metal	scalar	*Visual	NONE	NONE	NONE	MODER
Yellow Metal	scalar	*Visual	NONE	NONE	NONE	NONE
Precipitate	scalar	*Visual	NONE	NONE	NONE	NONE
Silt	scalar	*Visual	NONE	NONE	NONE	NONE
Debris	scalar	*Visual	NONE	LIGHT	NONE	NONE
Sand/Dirt	scalar	*Visual	NONE	NONE	NONE	NONE
Appearance	scalar	*Visual	NORML	NORML	NORML	NORML
Odor	scalar	*Visual	NORML	NORML	NORML	NORML
Emulsified Water	scalar	*Visual	>.2	NEG	NEG	NEG
Free Water	scalar	*Visual		NEG	NEG	NEG

OIL ANALYSIS REPORT



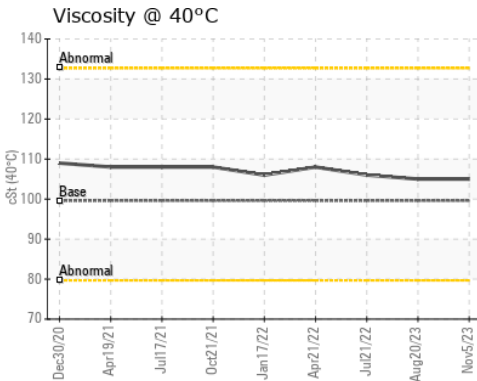
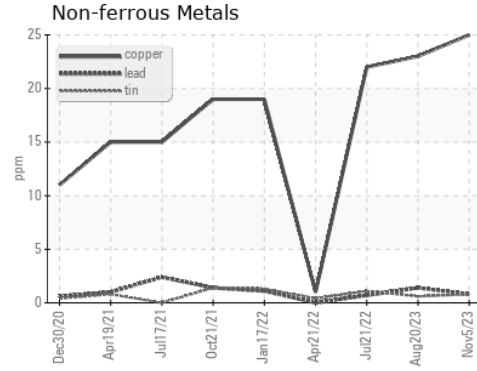
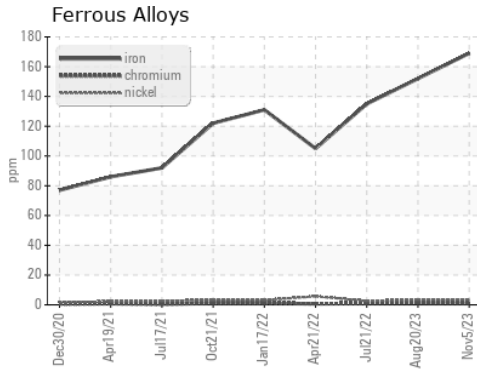
FLUID PROPERTIES

method	limit/base	current	history1	history2	
Visc @ 40°C	cSt ASTM D445	99.6	105	105	106

SAMPLE IMAGES

method	limit/base	current	history1	history2	
Color			no image	no image	no image
Bottom			no image	no image	no image

GRAPHS



Certificate L2367

Laboratory : WearCheck USA - 501 Madison Ave., Cary, NC 27513
Sample No. : PCA0110948 **Received** : 15 Dec 2023
Lab Number : **06036367** **Diagnosed** : 19 Dec 2023
Unique Number : 10791596 **Diagnostician** : Don Baldrige
Test Package : FLEET

PERDUE FARMS - GEORGETOWN
 20621 SAVANAH RD
 GEORGETOWN, DE
 US 19947
 Contact: ROBERT LOCKWOOD
 Robert.Lockwood@Perdue.com

To discuss this sample report, contact Customer Service at 1-800-237-1369.

* - Denotes test methods that are outside of the ISO 17025 scope of accreditation.

Statements of conformity to specifications are based on the simple acceptance decision rule (JCGM 106:2012)

T:
F: