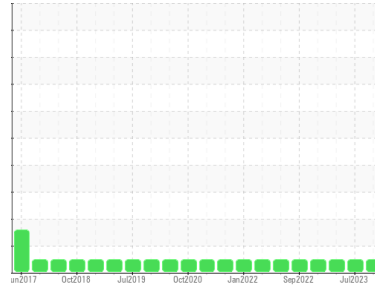


OIL ANALYSIS REPORT

Sample Rating Trend



NORMAL



Machine Id
26518
 Component
Diesel Engine
 Fluid
PETRO CANADA DURON SHP 10W30 (36 QTS)

DIAGNOSIS

Recommendation

Resample at the next service interval to monitor.

Wear

All component wear rates are normal.

Contamination

There is no indication of any contamination in the oil.

Fluid Condition

The BN result indicates that there is suitable alkalinity remaining in the oil. The condition of the oil is suitable for further service.

SAMPLE INFORMATION

	method	limit/base	current	history1	history2
Sample Number	Client Info		PCA0109368	PCA0101698	PCA0097045
Sample Date	Client Info		18 Oct 2023	10 Jul 2023	24 Apr 2023
Machine Age	mls	Client Info	0	480724	458065
Oil Age	mls	Client Info	20000	480724	20232
Oil Changed	Client Info		Not Changed	Changed	Not Changed
Sample Status			NORMAL	NORMAL	NORMAL

CONTAMINATION

	method	limit/base	current	history1	history2
Fuel	WC Method	>6.0	<1.0	<1.0	<1.0
Water	WC Method	>0.2	NEG	NEG	NEG
Glycol	WC Method		NEG	NEG	NEG

WEAR METALS

	method	limit/base	current	history1	history2
Iron	ppm	ASTM D5185m >100	18	43	27
Chromium	ppm	ASTM D5185m >20	<1	1	<1
Nickel	ppm	ASTM D5185m >2	<1	<1	<1
Titanium	ppm	ASTM D5185m	1	4	4
Silver	ppm	ASTM D5185m >2	<1	0	<1
Aluminum	ppm	ASTM D5185m >25	4	8	6
Lead	ppm	ASTM D5185m >40	<1	2	<1
Copper	ppm	ASTM D5185m >330	3	5	3
Tin	ppm	ASTM D5185m >15	<1	<1	<1
Vanadium	ppm	ASTM D5185m	0	0	0
Cadmium	ppm	ASTM D5185m	<1	0	0

ADDITIVES

	method	limit/base	current	history1	history2
Boron	ppm	ASTM D5185m 2	0	0	4
Barium	ppm	ASTM D5185m 0	12	0	0
Molybdenum	ppm	ASTM D5185m 50	64	59	56
Manganese	ppm	ASTM D5185m 0	<1	<1	<1
Magnesium	ppm	ASTM D5185m 950	979	907	914
Calcium	ppm	ASTM D5185m 1050	1111	1188	1134
Phosphorus	ppm	ASTM D5185m 995	1085	1002	1007
Zinc	ppm	ASTM D5185m 1180	1287	1226	1251
Sulfur	ppm	ASTM D5185m 2600	2981	2902	3714

CONTAMINANTS

	method	limit/base	current	history1	history2
Silicon	ppm	ASTM D5185m >25	4	6	6
Sodium	ppm	ASTM D5185m	7	14	8
Potassium	ppm	ASTM D5185m >20	5	6	4

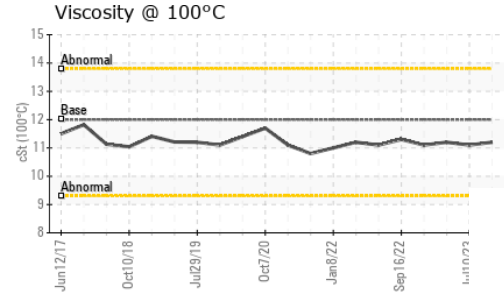
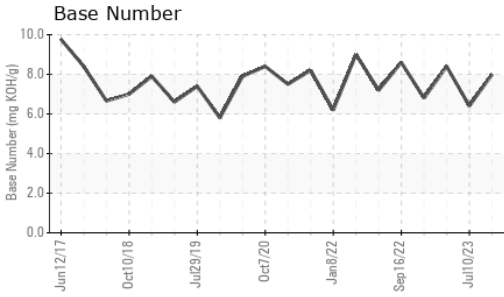
INFRA-RED

	method	limit/base	current	history1	history2
Soot %	%	*ASTM D7844 >3	0.4	0.6	0.4
Nitration	Abs/cm	*ASTM D7624 >20	7.8	9.6	7.9
Sulfation	Abs/.1mm	*ASTM D7415 >30	19.6	21.8	19.7

FLUID DEGRADATION

	method	limit/base	current	history1	history2
Oxidation	Abs/.1mm	*ASTM D7414 >25	15.8	18.2	16.0
Base Number (BN)	mg KOH/g	ASTM D2896	8.0	6.4	8.4

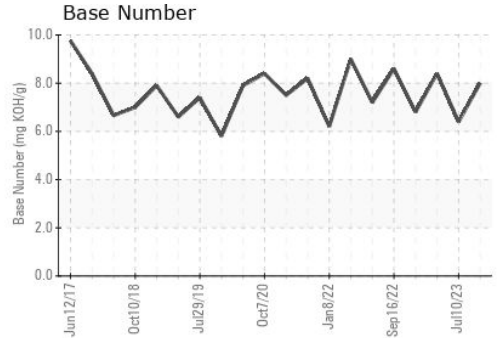
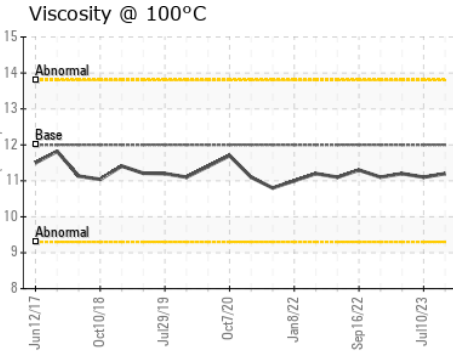
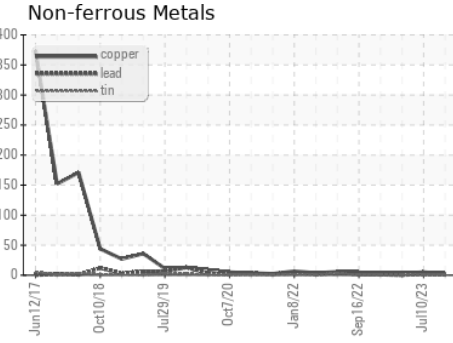
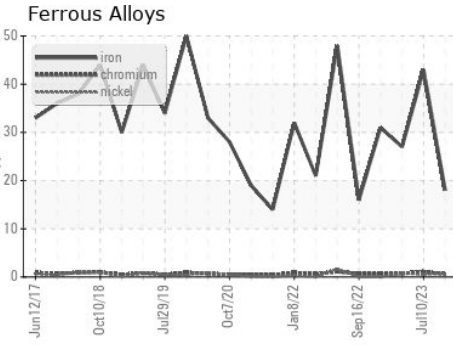
OIL ANALYSIS REPORT



VISUAL	method	limit/base	current	history1	history2
White Metal	scalar	*Visual	NONE	NONE	NONE
Yellow Metal	scalar	*Visual	NONE	NONE	NONE
Precipitate	scalar	*Visual	NONE	NONE	NONE
Silt	scalar	*Visual	NONE	NONE	NONE
Debris	scalar	*Visual	NONE	NONE	NONE
Sand/Dirt	scalar	*Visual	NONE	NONE	NONE
Appearance	scalar	*Visual	NORML	NORML	NORML
Odor	scalar	*Visual	NORML	NORML	NORML
Emulsified Water	scalar	*Visual	>0.2	NEG	NEG
Free Water	scalar	*Visual		NEG	NEG

FLUID PROPERTIES	method	limit/base	current	history1	history2	
Visc @ 100°C	cSt	ASTM D445	12.00	11.2	11.1	11.2

GRAPHS



Certificate L2367

Laboratory : WearCheck USA - 501 Madison Ave., Cary, NC 27513
Sample No. : PCA0109368
Lab Number : 06036645
Unique Number : 10791874
Test Package : FLEET

PERDUE FARMS - GEORGETOWN
 20621 SAVANAH RD
 GEORGETOWN, DE
 US 19947
 Contact: ROBERT LOCKWOOD
 Robert.Lockwood@Perdue.com
 T:
 F:

To discuss this sample report, contact Customer Service at 1-800-237-1369.
 * - Denotes test methods that are outside of the ISO 17025 scope of accreditation.
 Statements of conformity to specifications are based on the simple acceptance decision rule (JCGM 106:2012)