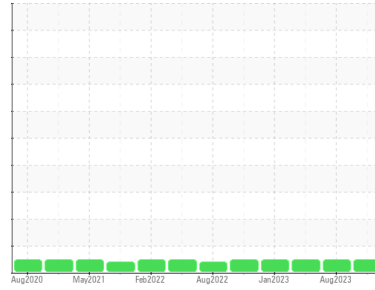


OIL ANALYSIS REPORT

Sample Rating Trend

NORMAL



Machine Id
1926751
 Component
Differential
 Fluid
GEAR OIL SAE 75W90 (--- QTS)

DIAGNOSIS

Recommendation

Resample at the next service interval to monitor.

Wear

All component wear rates are normal.

Contamination

There is no indication of any contamination in the oil.

Fluid Condition

The condition of the oil is acceptable for the time in service.

SAMPLE INFORMATION		method	limit/base	current	history1	history2
Sample Number	Client Info			PCA0109378	PCA0101669	PCA0093708
Sample Date	Client Info			17 Oct 2023	14 Aug 2023	16 Mar 2023
Machine Age	mls	Client Info		354052	335011	294663
Oil Age	mls	Client Info		354052	335011	0
Oil Changed	Client Info			Not Changed	Not Changed	N/A
Sample Status				NORMAL	NORMAL	NORMAL

CONTAMINATION		method	limit/base	current	history1	history2
Water	WC Method		>.2	NEG	NEG	NEG

WEAR METALS		method	limit/base	current	history1	history2
Iron	ppm	ASTM D5185m	>500	249	221	211
Chromium	ppm	ASTM D5185m	>10	2	2	2
Nickel	ppm	ASTM D5185m	>10	9	8	9
Titanium	ppm	ASTM D5185m		0	0	<1
Silver	ppm	ASTM D5185m		0	0	0
Aluminum	ppm	ASTM D5185m	>25	2	2	3
Lead	ppm	ASTM D5185m	>25	0	0	0
Copper	ppm	ASTM D5185m	>100	<1	2	2
Tin	ppm	ASTM D5185m	>10	<1	0	<1
Vanadium	ppm	ASTM D5185m		0	<1	0
Cadmium	ppm	ASTM D5185m		0	0	0

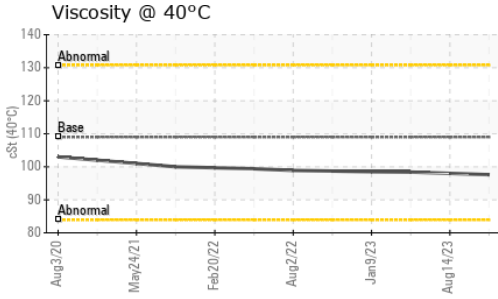
ADDITIVES		method	limit/base	current	history1	history2
Boron	ppm	ASTM D5185m	400	241	216	252
Barium	ppm	ASTM D5185m	200	0	0	0
Molybdenum	ppm	ASTM D5185m	12	<1	<1	<1
Manganese	ppm	ASTM D5185m		7	7	7
Magnesium	ppm	ASTM D5185m	12	0	0	1
Calcium	ppm	ASTM D5185m	150	0	0	10
Phosphorus	ppm	ASTM D5185m	1650	1248	1419	1357
Zinc	ppm	ASTM D5185m	125	0	0	8
Sulfur	ppm	ASTM D5185m	22500	24056	27523	25466

CONTAMINANTS		method	limit/base	current	history1	history2
Silicon	ppm	ASTM D5185m	>75	40	34	24
Sodium	ppm	ASTM D5185m		3	3	0
Potassium	ppm	ASTM D5185m	>20	<1	0	2

VISUAL		method	limit/base	current	history1	history2
White Metal	scalar	*Visual	NONE	MODER	NONE	MODER
Yellow Metal	scalar	*Visual	NONE	NONE	NONE	NONE
Precipitate	scalar	*Visual	NONE	NONE	NONE	NONE
Silt	scalar	*Visual	NONE	NONE	NONE	NONE
Debris	scalar	*Visual	NONE	NONE	LIGHT	NONE
Sand/Dirt	scalar	*Visual	NONE	NONE	NONE	NONE
Appearance	scalar	*Visual	NORML	NORML	NORML	NORML
Odor	scalar	*Visual	NORML	NORML	NORML	NORML
Emulsified Water	scalar	*Visual	>.2	NEG	NEG	NEG
Free Water	scalar	*Visual		NEG	NEG	NEG



OIL ANALYSIS REPORT



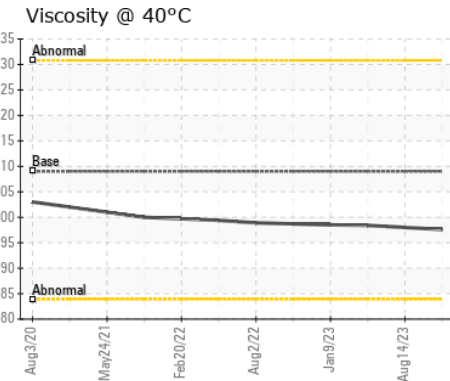
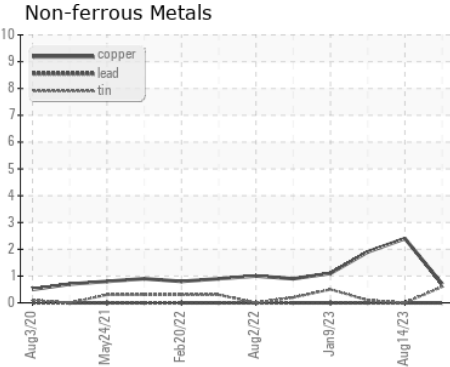
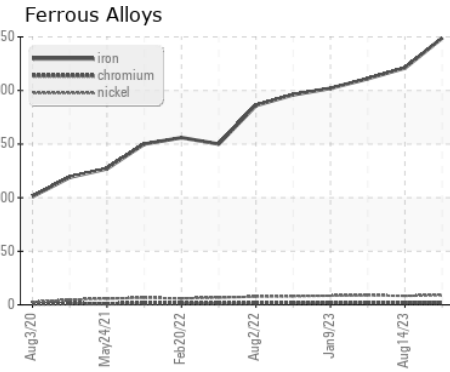
FLUID PROPERTIES

method	limit/base	current	history1	history2	
Visc @ 40°C	cSt ASTM D445	109	97.6	98.0	98.4

SAMPLE IMAGES

method	limit/base	current	history1	history2	
Color			no image	no image	no image
Bottom			no image	no image	no image

GRAPHS



Certificate L2367

Laboratory : WearCheck USA - 501 Madison Ave., Cary, NC 27513
Sample No. : PCA0109378 **Recieved** : 15 Dec 2023
Lab Number : **06037094** **Diagnosed** : 20 Dec 2023
Unique Number : 10792323 **Diagnostician** : Jonathan Hester
Test Package : FLEET

PERDUE FARMS - GEORGETOWN
 20621 SAVANAH RD
 GEORGETOWN, DE
 US 19947
 Contact: ROBERT LOCKWOOD
 Robert.Lockwood@Perdue.com

To discuss this sample report, contact Customer Service at 1-800-237-1369.

* - Denotes test methods that are outside of the ISO 17025 scope of accreditation.

Statements of conformity to specifications are based on the simple acceptance decision rule (JCGM 106:2012)

T:
F: