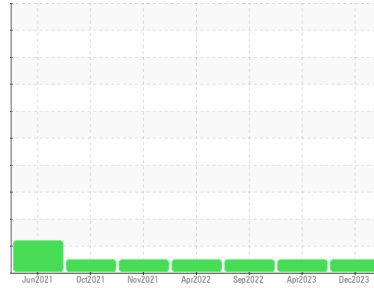


OIL ANALYSIS REPORT

Sample Rating Trend

NORMAL



Machine Id
DT739
Component
Transmission (Auto)
Fluid
COGNIS EMGARD 2805 ATF (--- QTS)

DIAGNOSIS

Recommendation

Resample at the next service interval to monitor.

Wear

All component wear rates are normal.

Contamination

There is no indication of any contamination in the fluid.

Fluid Condition

The condition of the fluid is acceptable for the time in service.

SAMPLE INFORMATION		method	limit/base	current	history1	history2
Sample Number	Client Info			PCA0103307	PCA0091173	PCA0074863
Sample Date	Client Info			07 Dec 2023	13 Apr 2023	07 Sep 2022
Machine Age	mls	Client Info		186494	157747	131976
Oil Age	mls	Client Info		28747	0	0
Oil Changed	Client Info			Not Chngd	Changed	Not Chngd
Sample Status				NORMAL	NORMAL	NORMAL

CONTAMINATION		method	limit/base	current	history1	history2
Water	WC Method		>0.1	NEG	NEG	NEG

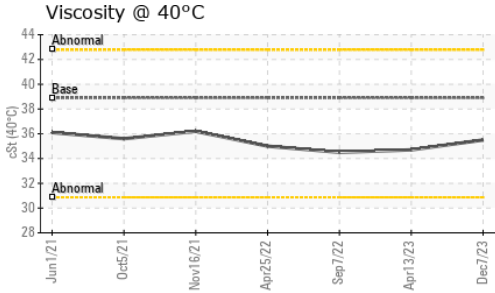
WEAR METALS		method	limit/base	current	history1	history2
Iron	ppm	ASTM D5185m	>220	85	143	98
Chromium	ppm	ASTM D5185m	>2	<1	<1	<1
Nickel	ppm	ASTM D5185m	>5	<1	<1	<1
Titanium	ppm	ASTM D5185m		<1	0	0
Silver	ppm	ASTM D5185m	>5	0	0	0
Aluminum	ppm	ASTM D5185m	>75	37	52	44
Lead	ppm	ASTM D5185m	>95	29	85	64
Copper	ppm	ASTM D5185m	>60	37	60	42
Tin	ppm	ASTM D5185m	>10	2	4	4
Vanadium	ppm	ASTM D5185m		<1	0	0
Cadmium	ppm	ASTM D5185m		<1	0	0

ADDITIVES		method	limit/base	current	history1	history2
Boron	ppm	ASTM D5185m		126	211	189
Barium	ppm	ASTM D5185m		0	2	0
Molybdenum	ppm	ASTM D5185m		7	2	2
Manganese	ppm	ASTM D5185m		1	2	1
Magnesium	ppm	ASTM D5185m		52	16	17
Calcium	ppm	ASTM D5185m		245	155	157
Phosphorus	ppm	ASTM D5185m		326	422	454
Zinc	ppm	ASTM D5185m		72	35	36
Sulfur	ppm	ASTM D5185m		2933	2413	2390

CONTAMINANTS		method	limit/base	current	history1	history2
Silicon	ppm	ASTM D5185m	>25	7	8	6
Sodium	ppm	ASTM D5185m		2	9	8
Potassium	ppm	ASTM D5185m	>20	2	2	0

VISUAL		method	limit/base	current	history1	history2
White Metal	scalar	*Visual	NONE	NONE	NONE	NONE
Yellow Metal	scalar	*Visual	NONE	NONE	NONE	NONE
Precipitate	scalar	*Visual	NONE	NONE	NONE	NONE
Silt	scalar	*Visual	NONE	NONE	NONE	NONE
Debris	scalar	*Visual	NONE	LIGHT	NONE	NONE
Sand/Dirt	scalar	*Visual	NONE	NONE	NONE	NONE
Appearance	scalar	*Visual	NORML	NORML	NORML	NORML
Odor	scalar	*Visual	NORML	NORML	NORML	NORML
Emulsified Water	scalar	*Visual	>0.1	NEG	NEG	NEG
Free Water	scalar	*Visual		NEG	NEG	NEG

OIL ANALYSIS REPORT



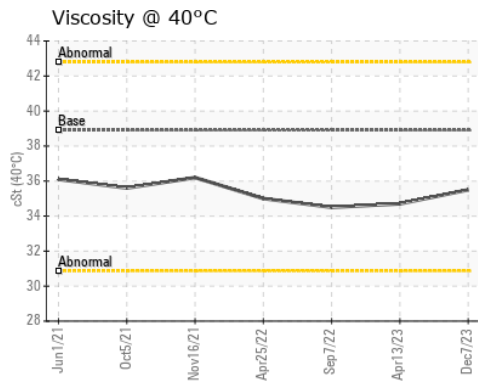
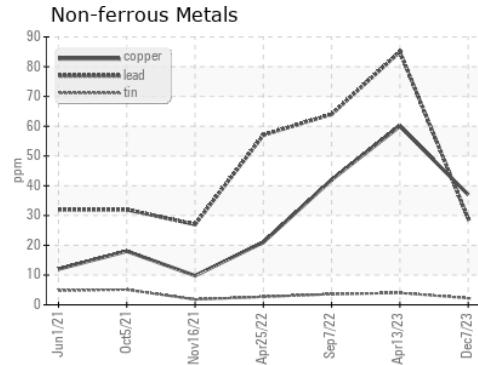
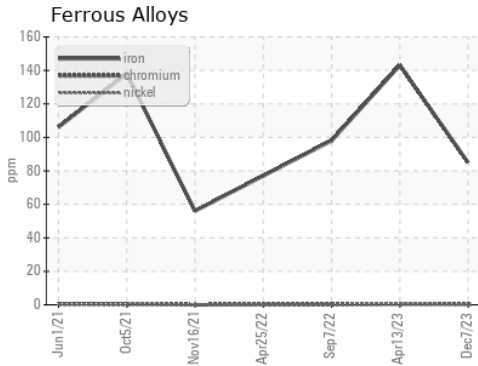
FLUID PROPERTIES

method	limit/base	current	history1	history2	
Visc @ 40°C	cSt ASTM D445	38.9	35.5	34.7	34.5

SAMPLE IMAGES

method	limit/base	current	history1	history2	
Color			no image	no image	no image
Bottom			no image	no image	no image

GRAPHS



Certificate L2367

Laboratory : WearCheck USA - 501 Madison Ave., Cary, NC 27513
Sample No. : PCA0103307 **Received** : 15 Dec 2023
Lab Number : **06037160** **Diagnosed** : 20 Dec 2023
Unique Number : 10792389 **Diagnostician** : Jonathan Hester
Test Package : FLEET

NW WHITE & CO - ANDERSON DIVISION
 2605 RIVER RD
 PIEDMONT, SC
 US 29673
 Contact: James Threatt
 jthreatt@nwwhite.com
 T: (864)918-4646
 F:

To discuss this sample report, contact Customer Service at 1-800-237-1369.

* - Denotes test methods that are outside of the ISO 17025 scope of accreditation.

Statements of conformity to specifications are based on the simple acceptance decision rule (JCGM 106:2012)