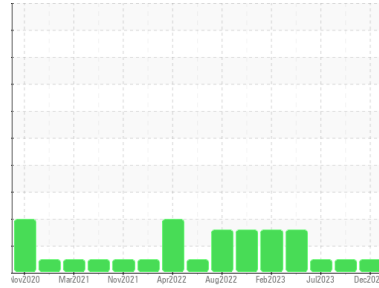


OIL ANALYSIS REPORT

Sample Rating Trend



NORMAL



Machine Id
2026888

Component
Transmission

Fluid
PETRO CANADA TRAXON SYNTHETIC CD-50 (25 QTS)

DIAGNOSIS

Recommendation

Resample at the next service interval to monitor.

Wear

All component wear rates are normal.

Contamination

There is no indication of any contamination in the oil.

Fluid Condition

The condition of the oil is acceptable for the time in service.

SAMPLE INFORMATION

	method	limit/base	current	history1	history2
Sample Number	Client Info		PCA0112412	PCA0106127	PCA0102152
Sample Date	Client Info		05 Dec 2023	30 Sep 2023	23 Jul 2023
Machine Age	mls	Client Info	352883	335628	315230
Oil Age	mls	Client Info	352883	0	315230
Oil Changed	Client Info		Not Changed	Not Changed	Not Changed
Sample Status			NORMAL	NORMAL	NORMAL

CONTAMINATION

	method	limit/base	current	history1	history2
Water	WC Method	>0.1	NEG	NEG	NEG

WEAR METALS

	method	limit/base	current	history1	history2
Iron	ppm	ASTM D5185m >200	29	30	26
Chromium	ppm	ASTM D5185m >10	<1	<1	<1
Nickel	ppm	ASTM D5185m	<1	<1	0
Titanium	ppm	ASTM D5185m	<1	<1	<1
Silver	ppm	ASTM D5185m	0	0	0
Aluminum	ppm	ASTM D5185m >50	2	2	3
Lead	ppm	ASTM D5185m >50	0	0	0
Copper	ppm	ASTM D5185m >200	60	62	55
Tin	ppm	ASTM D5185m >10	0	0	0
Vanadium	ppm	ASTM D5185m	<1	<1	0
Cadmium	ppm	ASTM D5185m	<1	<1	0

ADDITIVES

	method	limit/base	current	history1	history2
Boron	ppm	ASTM D5185m 139	7	6	1
Barium	ppm	ASTM D5185m 1	0	0	0
Molybdenum	ppm	ASTM D5185m	1	1	0
Manganese	ppm	ASTM D5185m	6	6	6
Magnesium	ppm	ASTM D5185m 1	<1	1	1
Calcium	ppm	ASTM D5185m 30	668	688	696
Phosphorus	ppm	ASTM D5185m 309	503	516	576
Zinc	ppm	ASTM D5185m 1	8	7	24
Sulfur	ppm	ASTM D5185m 1340	3766	3723	3843

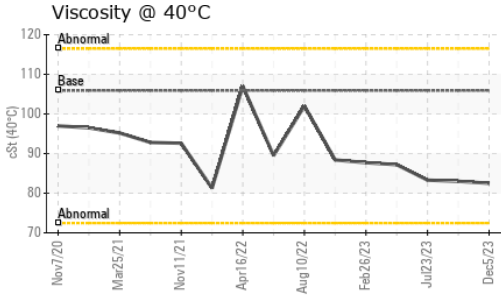
CONTAMINANTS

	method	limit/base	current	history1	history2
Silicon	ppm	ASTM D5185m >50	48	51	45
Sodium	ppm	ASTM D5185m	0	0	2
Potassium	ppm	ASTM D5185m >20	7	6	4

VISUAL

	method	limit/base	current	history1	history2
White Metal	scalar	*Visual NONE	NONE	NONE	NONE
Yellow Metal	scalar	*Visual NONE	NONE	NONE	NONE
Precipitate	scalar	*Visual NONE	NONE	NONE	NONE
Silt	scalar	*Visual NONE	NONE	NONE	NONE
Debris	scalar	*Visual NONE	LIGHT	NONE	NONE
Sand/Dirt	scalar	*Visual NONE	NONE	NONE	NONE
Appearance	scalar	*Visual NORML	NORML	NORML	NORML
Odor	scalar	*Visual NORML	NORML	NORML	NORML
Emulsified Water	scalar	*Visual >0.1	NEG	NEG	NEG
Free Water	scalar	*Visual	NEG	NEG	NEG

OIL ANALYSIS REPORT



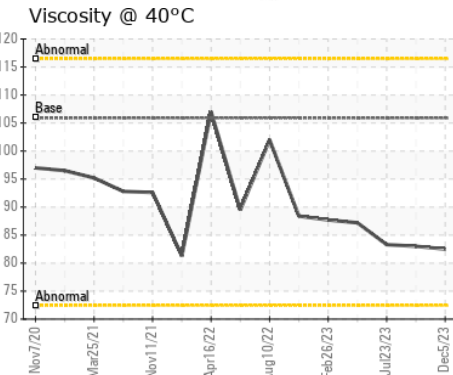
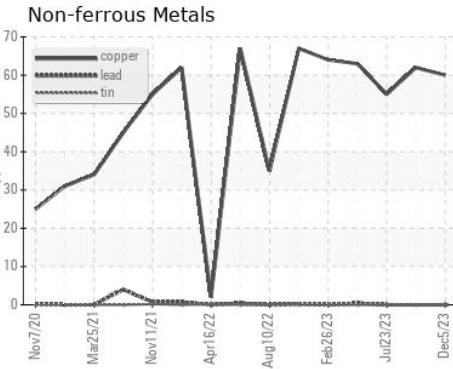
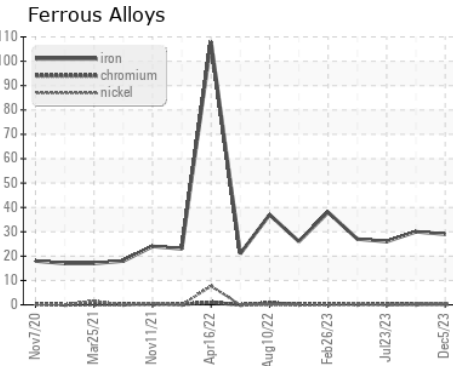
FLUID PROPERTIES

method	limit/base	current	history1	history2	
Visc @ 40°C	cSt ASTM D445	105.9	82.5	83.0	83.3

SAMPLE IMAGES

method	limit/base	current	history1	history2	
Color			no image	no image	no image
Bottom			no image	no image	no image

GRAPHS



Certificate L2367

Laboratory : WearCheck USA - 501 Madison Ave., Cary, NC 27513
Sample No. : PCA0112412 **Received** : 15 Dec 2023
Lab Number : **06037165** **Diagnosed** : 20 Dec 2023
Unique Number : 10792394 **Diagnostician** : Jonathan Hester
Test Package : FLEET

PERDUE FARMS - GEORGETOWN
 20621 SAVANAH RD
 GEORGETOWN, DE
 US 19947
 Contact: ROBERT LOCKWOOD
 Robert.Lockwood@Perdue.com

To discuss this sample report, contact Customer Service at 1-800-237-1369.

* - Denotes test methods that are outside of the ISO 17025 scope of accreditation.

Statements of conformity to specifications are based on the simple acceptance decision rule (JCGM 106:2012)

T:
F: