

OIL ANALYSIS REPORT

Sample Rating Trend

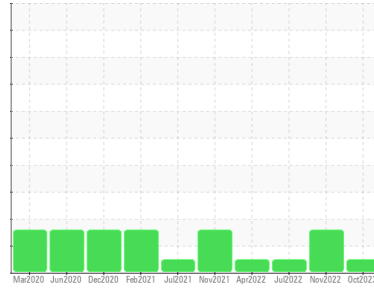
NORMAL



Machine Id
26508

Component
Transmission (Manual)

Fluid
PETRO CANADA TRAXON E SYNTHETIC CD-50 (25 QTS)



DIAGNOSIS

Recommendation

Resample at the next service interval to monitor.

Wear

All component wear rates are normal.

Contamination

There is no indication of any contamination in the fluid.

Fluid Condition

The condition of the fluid is acceptable for the time in service.

SAMPLE INFORMATION		method	limit/base	current	history1	history2
Sample Number	Client Info			PCA0109383	PCA0083778	PCA0078855
Sample Date	Client Info			18 Oct 2023	09 Nov 2022	30 Jul 2022
Machine Age	mls	Client Info		0	491111	466136
Oil Age	mls	Client Info		0	491111	466136
Oil Changed	Client Info			Not Changed	Not Changd	Not Changed
Sample Status				NORMAL	ABNORMAL	NORMAL

CONTAMINATION		method	limit/base	current	history1	history2
Water	WC Method		>0.1	NEG	NEG	NEG

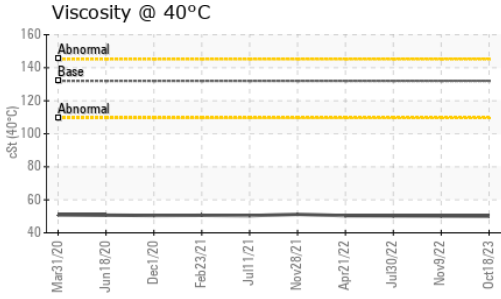
WEAR METALS		method	limit/base	current	history1	history2
Iron	ppm	ASTM D5185m	>200	186	167	159
Chromium	ppm	ASTM D5185m	>5	3	3	2
Nickel	ppm	ASTM D5185m	>5	1	1	0
Titanium	ppm	ASTM D5185m		<1	<1	<1
Silver	ppm	ASTM D5185m	>7	0	0	0
Aluminum	ppm	ASTM D5185m	>25	6	5	6
Lead	ppm	ASTM D5185m	>45	0	<1	<1
Copper	ppm	ASTM D5185m	>225	86	76	73
Tin	ppm	ASTM D5185m	>10	0	<1	<1
Vanadium	ppm	ASTM D5185m		<1	<1	0
Cadmium	ppm	ASTM D5185m		<1	0	0

ADDITIVES		method	limit/base	current	history1	history2
Boron	ppm	ASTM D5185m	1	8	8	6
Barium	ppm	ASTM D5185m	1	0	0	0
Molybdenum	ppm	ASTM D5185m		3	3	3
Manganese	ppm	ASTM D5185m		60	53	51
Magnesium	ppm	ASTM D5185m	1	2	6	2
Calcium	ppm	ASTM D5185m	40	802	747	794
Phosphorus	ppm	ASTM D5185m	1072	600	569	640
Zinc	ppm	ASTM D5185m	4	0	8	15
Sulfur	ppm	ASTM D5185m	439	4776	4702	5196

CONTAMINANTS		method	limit/base	current	history1	history2
Silicon	ppm	ASTM D5185m	>125	103	95	92
Sodium	ppm	ASTM D5185m		3	7	4
Potassium	ppm	ASTM D5185m	>20	4	1	0

VISUAL		method	limit/base	current	history1	history2
White Metal	scalar	*Visual	NONE	NONE	NONE	LIGHT
Yellow Metal	scalar	*Visual	NONE	NONE	NONE	NONE
Precipitate	scalar	*Visual	NONE	NONE	NONE	NONE
Silt	scalar	*Visual	NONE	NONE	NONE	NONE
Debris	scalar	*Visual	NONE	NONE	NONE	NONE
Sand/Dirt	scalar	*Visual	NONE	NONE	NONE	NONE
Appearance	scalar	*Visual	NORML	NORML	NORML	NORML
Odor	scalar	*Visual	NORML	NORML	NORML	NORML
Emulsified Water	scalar	*Visual	>0.1	NEG	0.2%	NEG
Free Water	scalar	*Visual		NEG	▲ 1.0	NEG

OIL ANALYSIS REPORT

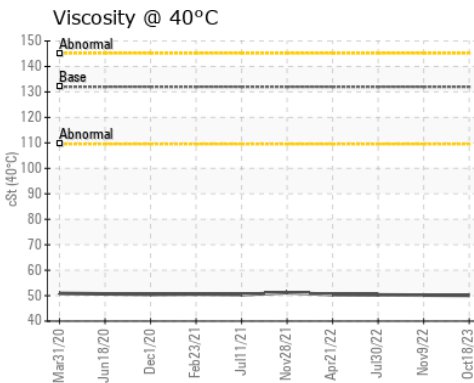
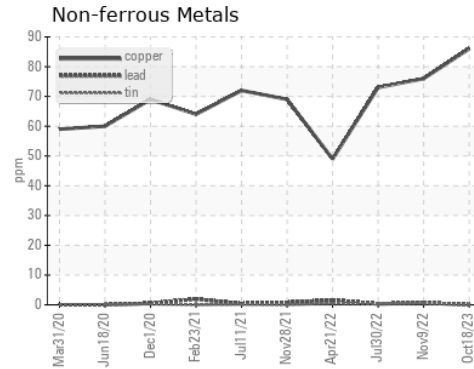
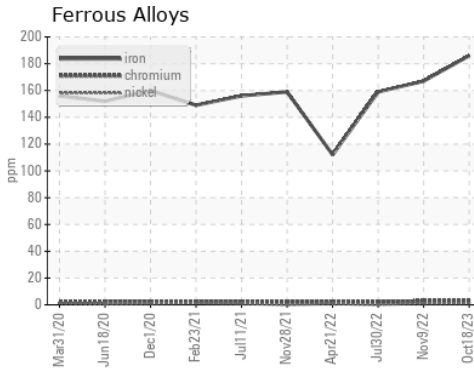


FLUID PROPERTIES		method	limit/base	current	history1	history2
Visc @ 40°C	cSt	ASTM D445	132	50.1	50.2	50.3

SAMPLE IMAGES		method	limit/base	current	history1	history2
---------------	--	--------	------------	---------	----------	----------

Color	no image	no image	no image
Bottom	no image	no image	no image

GRAPHS



Certificate L2367

Laboratory : WearCheck USA - 501 Madison Ave., Cary, NC 27513
Sample No. : PCA0109383 **Recieved** : 15 Dec 2023
Lab Number : 06037196 **Diagnosed** : 20 Dec 2023
Unique Number : 10792425 **Diagnostician** : Jonathan Hester
Test Package : FLEET

PERDUE FARMS - GEORGETOWN
 20621 SAVANAH RD
 GEORGETOWN, DE
 US 19947
 Contact: ROBERT LOCKWOOD
 Robert.Lockwood@Perdue.com

To discuss this sample report, contact Customer Service at 1-800-237-1369.

* - Denotes test methods that are outside of the ISO 17025 scope of accreditation.

Statements of conformity to specifications are based on the simple acceptance decision rule (JCGM 106:2012)

T:
F: