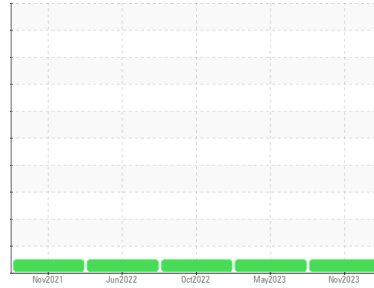


OIL ANALYSIS REPORT

Sample Rating Trend

NORMAL



Area
KEMP QUARRIES / BCS - GRAVETTE [66775]
 Machine Id
OHT119
 Component
Rear Left Final Drive
 Fluid
PETRO CANADA TRAXON 80W90 (--- GAL)

DIAGNOSIS

Recommendation

Resample at the next service interval to monitor. (Customer Sample Comment: Pm-3)

Wear

All component wear rates are normal.

Contamination

There is no indication of any contamination in the oil.

Fluid Condition

The condition of the oil is acceptable for the time in service.

SAMPLE INFORMATION

	method	limit/base	current	history1	history2
Sample Number	Client Info		PCA0084762	PCA0085714	PCA0070223
Sample Date	Client Info		30 Nov 2023	11 May 2023	28 Oct 2022
Machine Age	hrs	Client Info	26752	26286	25713
Oil Age	hrs	Client Info	25684	26286	495
Oil Changed	Client Info		N/A	N/A	N/A
Sample Status			NORMAL	NORMAL	NORMAL

CONTAMINATION

	method	limit/base	current	history1	history2
Water	WC Method	>0.2	NEG	NEG	NEG

WEAR METALS

	method	limit/base	current	history1	history2
Iron	ppm	ASTM D5185m >500	86	61	50
Chromium	ppm	ASTM D5185m >10	<1	<1	<1
Nickel	ppm	ASTM D5185m >10	<1	0	0
Titanium	ppm	ASTM D5185m	<1	<1	<1
Silver	ppm	ASTM D5185m	0	0	0
Aluminum	ppm	ASTM D5185m >25	3	0	1
Lead	ppm	ASTM D5185m >25	2	<1	<1
Copper	ppm	ASTM D5185m >50	10	4	4
Tin	ppm	ASTM D5185m >10	<1	0	<1
Vanadium	ppm	ASTM D5185m	0	0	0
Cadmium	ppm	ASTM D5185m	<1	0	0

ADDITIVES

	method	limit/base	current	history1	history2
Boron	ppm	ASTM D5185m 243	66	2	3
Barium	ppm	ASTM D5185m 1	8	11	0
Molybdenum	ppm	ASTM D5185m	2	1	1
Manganese	ppm	ASTM D5185m	1	<1	<1
Magnesium	ppm	ASTM D5185m 2	46	56	36
Calcium	ppm	ASTM D5185m 6	2032	2461	3100
Phosphorus	ppm	ASTM D5185m 987	1040	877	1087
Zinc	ppm	ASTM D5185m 1	929	1027	1302
Sulfur	ppm	ASTM D5185m 21530	9105	4918	6596

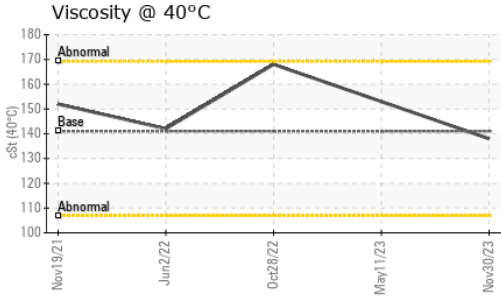
CONTAMINANTS

	method	limit/base	current	history1	history2
Silicon	ppm	ASTM D5185m >75	16	18	18
Sodium	ppm	ASTM D5185m	0	1	0
Potassium	ppm	ASTM D5185m >20	2	0	2

VISUAL

	method	limit/base	current	history1	history2
White Metal	scalar	*Visual NONE	NONE	MODER	MODER
Yellow Metal	scalar	*Visual NONE	NONE	NONE	NONE
Precipitate	scalar	*Visual NONE	NONE	NONE	NONE
Silt	scalar	*Visual NONE	NONE	NONE	NONE
Debris	scalar	*Visual NONE	NONE	NONE	NONE
Sand/Dirt	scalar	*Visual NONE	NONE	NONE	NONE
Appearance	scalar	*Visual NORML	NORML	NORML	NORML
Odor	scalar	*Visual NORML	NORML	NORML	NORML
Emulsified Water	scalar	*Visual >0.2	NEG	NEG	NEG
Free Water	scalar	*Visual	NEG	NEG	NEG

OIL ANALYSIS REPORT

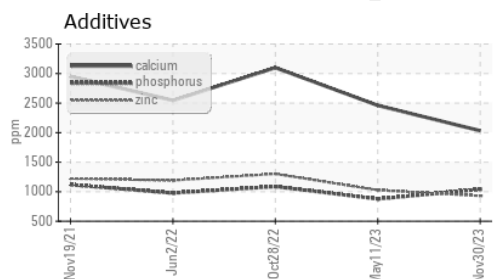
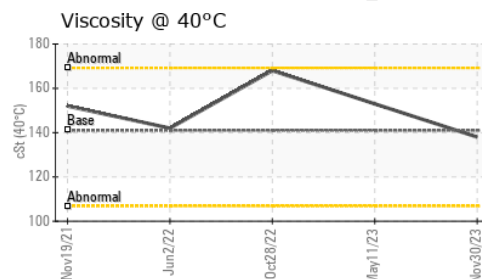
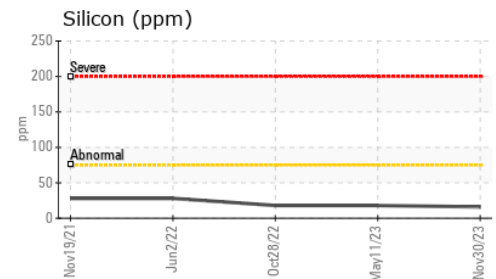
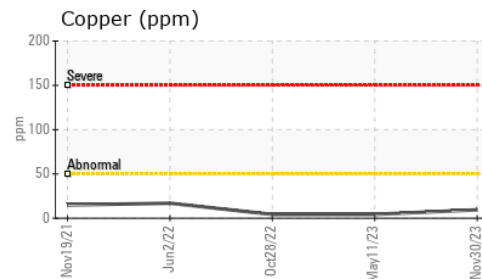
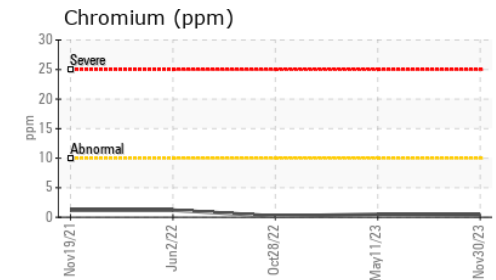
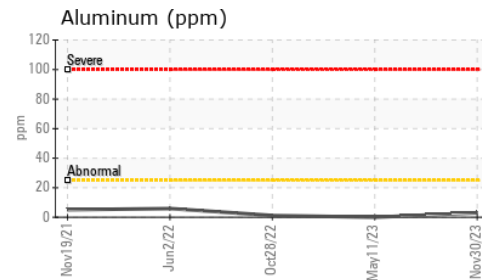
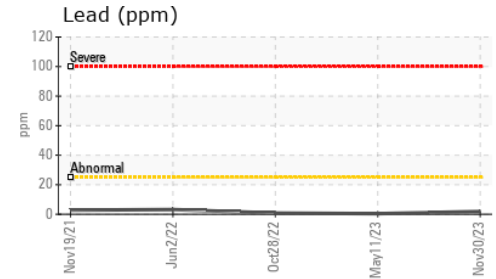
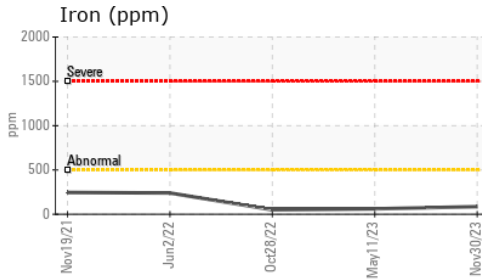


FLUID PROPERTIES		method	limit/base	current	history1	history2
Visc @ 40°C	cSt	ASTM D445	141.0	138	153	168

SAMPLE IMAGES		method	limit/base	current	history1	history2
---------------	--	--------	------------	---------	----------	----------

Color		no image	no image	no image
Bottom		no image	no image	no image

GRAPHS



Certificate L2367

Laboratory : WearCheck USA - 501 Madison Ave., Cary, NC 27513
Sample No. : PCA0084762 **Recieved** : 19 Dec 2023
Lab Number : *06039725 **Diagnosed** : 21 Dec 2023
Unique Number : 10794954 **Diagnostician** : Jonathan Hester
Test Package : MOB 1

Kemp Quarries - Benton County Stone - Gravette
 15100 N Hwy 59
 Sulphur Springs, AR
 US 72768
 Contact:
 gravette@bentoncountystone.com

To discuss this sample report, contact Customer Service at 1-800-237-1369.

* - Denotes test methods that are outside of the ISO 17025 scope of accreditation.

Statements of conformity to specifications are based on the simple acceptance decision rule (JCGM 106:2012)

T:
F: