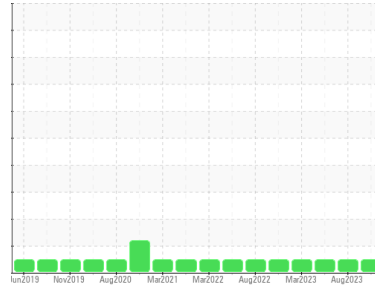


OIL ANALYSIS REPORT

Sample Rating Trend



NORMAL



Area
KEMP QUARRIES / BCS - GRAVETTE [67225]
Machine Id
WL127
Component
Transmission (Manual)
Fluid
PETRO CANADA PRODURO TO-4 SAE 30 (--- GAL)

DIAGNOSIS

Recommendation

Resample at the next service interval to monitor. (Customer Sample Comment: Pm-1)

Wear

All component wear rates are normal.

Contamination

There is no indication of any contamination in the oil.

Fluid Condition

The condition of the oil is acceptable for the time in service.

SAMPLE INFORMATION

	method	limit/base	current	history1	history2
Sample Number	Client Info		PCA0069866	PCA0086392	PCA0086350
Sample Date	Client Info		08 Dec 2023	30 Aug 2023	09 Jun 2023
Machine Age	hrs	Client Info	33270	32702	32254
Oil Age	hrs	Client Info	568	32702	32254
Oil Changed	Client Info		N/A	Changed	N/A
Sample Status			NORMAL	NORMAL	NORMAL

CONTAMINATION

	method	limit/base	current	history1	history2
Water	WC Method	>0.1	NEG	NEG	NEG

WEAR METALS

	method	limit/base	current	history1	history2
Iron	ppm	ASTM D5185m >200	3	6	4
Chromium	ppm	ASTM D5185m >5	<1	0	0
Nickel	ppm	ASTM D5185m >5	0	0	0
Titanium	ppm	ASTM D5185m	<1	<1	<1
Silver	ppm	ASTM D5185m >7	0	0	0
Aluminum	ppm	ASTM D5185m >25	1	0	<1
Lead	ppm	ASTM D5185m >45	0	<1	<1
Copper	ppm	ASTM D5185m >225	4	8	6
Tin	ppm	ASTM D5185m >10	0	<1	<1
Vanadium	ppm	ASTM D5185m	0	0	<1
Cadmium	ppm	ASTM D5185m	0	0	0

ADDITIVES

	method	limit/base	current	history1	history2
Boron	ppm	ASTM D5185m 2	3	4	4
Barium	ppm	ASTM D5185m 0	0	0	0
Molybdenum	ppm	ASTM D5185m 0	3	6	6
Manganese	ppm	ASTM D5185m 9	0	<1	<1
Magnesium	ppm	ASTM D5185m 1	36	92	91
Calcium	ppm	ASTM D5185m 3131	3025	2660	2523
Phosphorus	ppm	ASTM D5185m 1194	1024	970	929
Zinc	ppm	ASTM D5185m 1281	1168	1186	1144
Sulfur	ppm	ASTM D5185m 3811	4970	4631	4383

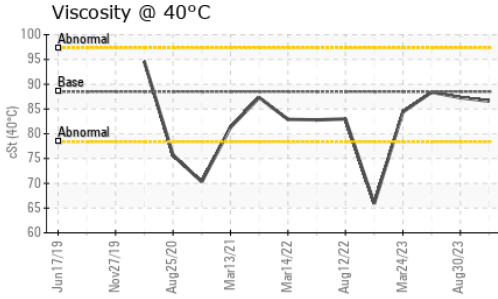
CONTAMINANTS

	method	limit/base	current	history1	history2
Silicon	ppm	ASTM D5185m >125	3	3	3
Sodium	ppm	ASTM D5185m	0	3	2
Potassium	ppm	ASTM D5185m >20	2	1	0

VISUAL

	method	limit/base	current	history1	history2
White Metal	scalar	*Visual NONE	NONE	NONE	NONE
Yellow Metal	scalar	*Visual NONE	NONE	NONE	NONE
Precipitate	scalar	*Visual NONE	NONE	NONE	NONE
Silt	scalar	*Visual NONE	NONE	NONE	LIGHT
Debris	scalar	*Visual NONE	NONE	NONE	NONE
Sand/Dirt	scalar	*Visual NONE	NONE	NONE	NONE
Appearance	scalar	*Visual NORML	NORML	NORML	NORML
Odor	scalar	*Visual NORML	NORML	NORML	NORML
Emulsified Water	scalar	*Visual >0.1	NEG	NEG	NEG
Free Water	scalar	*Visual	NEG	NEG	NEG

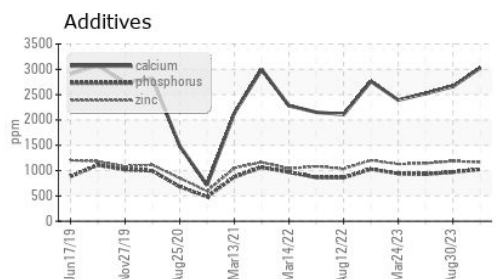
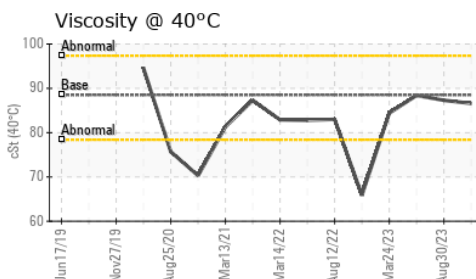
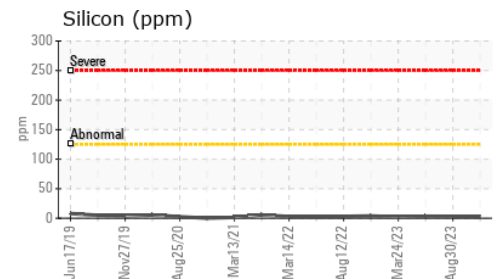
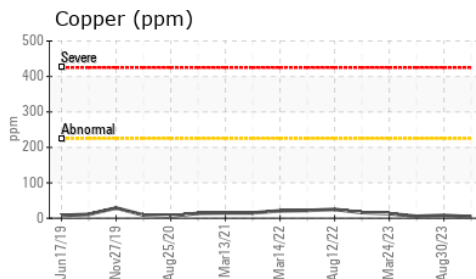
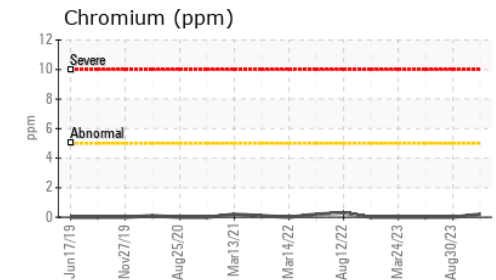
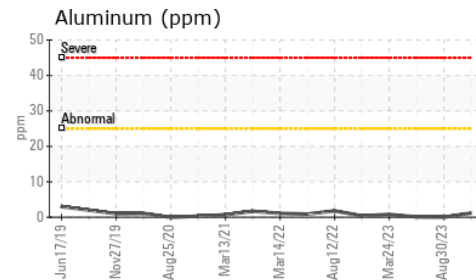
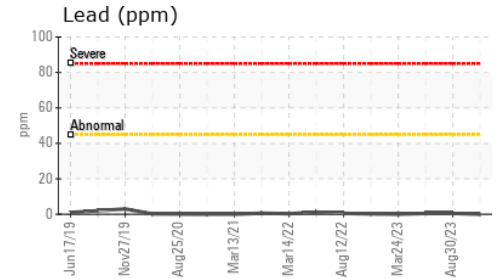
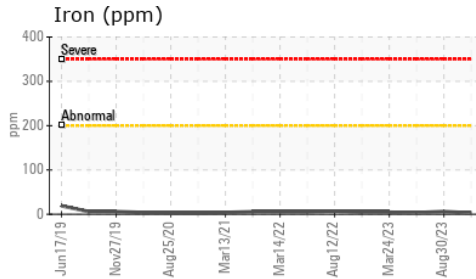
OIL ANALYSIS REPORT



FLUID PROPERTIES		method	limit/base	current	history1	history2
Visc @ 40°C	cSt	ASTM D445	88.5	86.6	87.3	88.4

SAMPLE IMAGES		method	limit/base	current	history1	history2
Color				no image	no image	no image
Bottom				no image	no image	no image

GRAPHS



Certificate L2367

Laboratory : WearCheck USA - 501 Madison Ave., Cary, NC 27513
Sample No. : PCA0069866 **Received** : 19 Dec 2023
Lab Number : 06039825 **Diagnosed** : 21 Dec 2023
Unique Number : 10795054 **Diagnostician** : Don Baldrige
Test Package : MOB 1

Kemp Quarries - Benton County Stone - Gravette
 15100 N Hwy 59
 Sulphur Springs, AR
 US 72768
 Contact:
 gravette@bentoncountystone.com

To discuss this sample report, contact Customer Service at 1-800-237-1369.

* - Denotes test methods that are outside of the ISO 17025 scope of accreditation.

Statements of conformity to specifications are based on the simple acceptance decision rule (JCGM 106:2012)

T:
F: