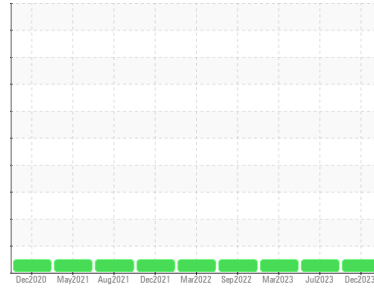


OIL ANALYSIS REPORT

Sample Rating Trend

NORMAL



Machine Id
DT639
 Component
Transmission (Auto)
 Fluid
DEXRON III (--- GAL)

DIAGNOSIS

Recommendation

Resample at the next service interval to monitor.

Wear

All component wear rates are normal.

Contamination

There is no indication of any contamination in the oil.

Fluid Condition

The condition of the oil is acceptable for the time in service.

SAMPLE INFORMATION		method	limit/base	current	history1	history2
Sample Number	Client Info			PCA0111658	PCA0101854	PCA0087476
Sample Date	Client Info			06 Dec 2023	25 Jul 2023	14 Mar 2023
Machine Age	mls	Client Info		248163	248163	248163
Oil Age	mls	Client Info		248163	248163	248163
Oil Changed	Client Info			N/A	N/A	N/A
Sample Status				NORMAL	NORMAL	NORMAL

CONTAMINATION		method	limit/base	current	history1	history2
Water	WC Method		>0.1	NEG	NEG	NEG

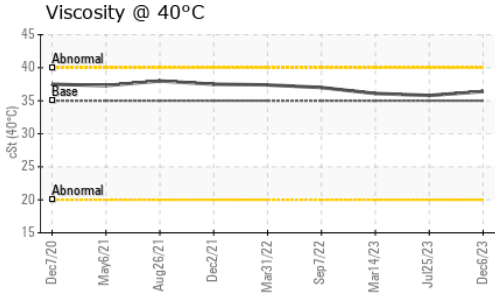
WEAR METALS		method	limit/base	current	history1	history2
Iron	ppm	ASTM D5185m	>160	32	46	31
Chromium	ppm	ASTM D5185m	>5	<1	0	<1
Nickel	ppm	ASTM D5185m	>5	0	<1	0
Titanium	ppm	ASTM D5185m		0	0	0
Silver	ppm	ASTM D5185m	>5	0	0	0
Aluminum	ppm	ASTM D5185m	>50	15	25	14
Lead	ppm	ASTM D5185m	>50	20	8	4
Copper	ppm	ASTM D5185m	>225	41	58	29
Tin	ppm	ASTM D5185m	>10	<1	1	<1
Vanadium	ppm	ASTM D5185m		<1	0	0
Cadmium	ppm	ASTM D5185m		0	0	0

ADDITIVES		method	limit/base	current	history1	history2
Boron	ppm	ASTM D5185m		123	195	154
Barium	ppm	ASTM D5185m		0	0	0
Molybdenum	ppm	ASTM D5185m		4	2	2
Manganese	ppm	ASTM D5185m		0	<1	<1
Magnesium	ppm	ASTM D5185m		3	10	8
Calcium	ppm	ASTM D5185m		161	137	129
Phosphorus	ppm	ASTM D5185m		285	372	381
Zinc	ppm	ASTM D5185m		71	79	60
Sulfur	ppm	ASTM D5185m		1787	2147	2316

CONTAMINANTS		method	limit/base	current	history1	history2
Silicon	ppm	ASTM D5185m	>20	5	6	5
Sodium	ppm	ASTM D5185m		3	4	5
Potassium	ppm	ASTM D5185m	>20	0	<1	<1

VISUAL		method	limit/base	current	history1	history2
White Metal	scalar	*Visual	NONE	NONE	NONE	NONE
Yellow Metal	scalar	*Visual	NONE	NONE	NONE	NONE
Precipitate	scalar	*Visual	NONE	NONE	NONE	NONE
Silt	scalar	*Visual	NONE	NONE	NONE	NONE
Debris	scalar	*Visual	NONE	NONE	NONE	NONE
Sand/Dirt	scalar	*Visual	NONE	NONE	NONE	NONE
Appearance	scalar	*Visual	NORML	NORML	NORML	NORML
Odor	scalar	*Visual	NORML	NORML	NORML	NORML
Emulsified Water	scalar	*Visual	>0.1	NEG	NEG	NEG
Free Water	scalar	*Visual		NEG	NEG	NEG

OIL ANALYSIS REPORT

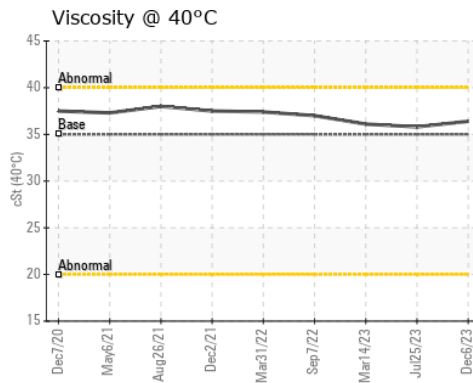
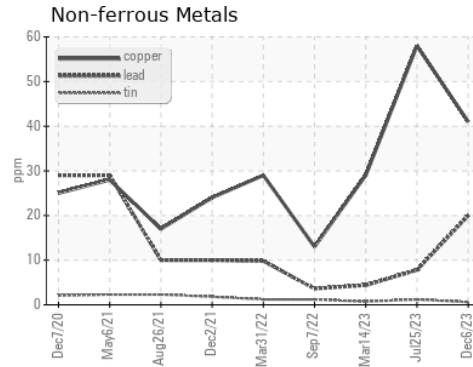
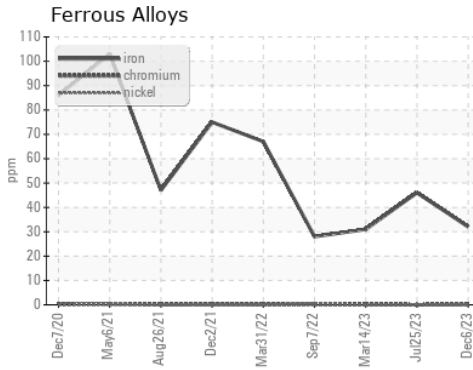


FLUID PROPERTIES		method	limit/base	current	history1	history2
Visc @ 40°C	cSt	ASTM D445	35.0	36.4	35.8	36.1

SAMPLE IMAGES		method	limit/base	current	history1	history2
---------------	--	--------	------------	---------	----------	----------

Color		no image	no image	no image
Bottom		no image	no image	no image

GRAPHS



Certificate L2367

Laboratory : WearCheck USA - 501 Madison Ave., Cary, NC 27513
Sample No. : PCA0111658
Lab Number : 06040875
Unique Number : 10796104
Test Package : FLEET

NW WHITE & CO - BEAUFORT DIVISION
 1491 YENMASSEE HIGHWAY
 VARNVILLE, SC
 US 29944
 Contact: VINCENT BULLOCK
 bullockvince514@gmail.com

To discuss this sample report, contact Customer Service at 1-800-237-1369.

* - Denotes test methods that are outside of the ISO 17025 scope of accreditation.

Statements of conformity to specifications are based on the simple acceptance decision rule (JCGM 106:2012)

T:
F: