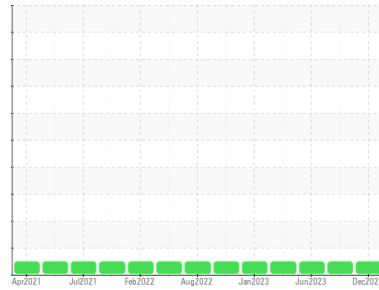




OIL ANALYSIS REPORT

Sample Rating Trend



NORMAL



Machine Id

3819

Component

Diesel Engine

Fluid

PETRO CANADA DURON UHP E6 10W40 (9 GAL)

DIAGNOSIS

Recommendation

Resample at the next service interval to monitor.

Wear

All component wear rates are normal.

Contamination

There is no indication of any contamination in the oil.

Fluid Condition

The BN result indicates that there is suitable alkalinity remaining in the oil. The condition of the oil is suitable for further service.

SAMPLE INFORMATION

method	limit/base	current	history1	history2
Sample Number	Client Info	GFL0058931	GFL0058939	GFL0027696
Sample Date	Client Info	15 Dec 2023	18 Sep 2023	30 Jun 2023
Machine Age	hrs	20320	19582	18943
Oil Age	hrs	600	500	800
Oil Changed	Client Info	Changed	Changed	Changed
Sample Status		NORMAL	NORMAL	NORMAL

CONTAMINATION

method	limit/base	current	history1	history2
Fuel	WC Method >2.1	<1.0	<1.0	<1.0
Water	WC Method >0.21	NEG	NEG	NEG
Glycol	WC Method	NEG	NEG	NEG

WEAR METALS

method	limit/base	current	history1	history2
Iron	ppm ASTM D5185m >51	20	12	30
Chromium	ppm ASTM D5185m >11	1	<1	1
Nickel	ppm ASTM D5185m >5	<1	<1	<1
Titanium	ppm ASTM D5185m	0	0	0
Silver	ppm ASTM D5185m >3	0	0	0
Aluminum	ppm ASTM D5185m >31	2	1	5
Lead	ppm ASTM D5185m >26	0	1	1
Copper	ppm ASTM D5185m >26	0	1	1
Tin	ppm ASTM D5185m >4	0	0	<1
Vanadium	ppm ASTM D5185m	0	0	0
Cadmium	ppm ASTM D5185m	0	0	0

ADDITIVES

method	limit/base	current	history1	history2
Boron	ppm ASTM D5185m 0	12	15	9
Barium	ppm ASTM D5185m 0	0	0	0
Molybdenum	ppm ASTM D5185m 0	61	64	65
Manganese	ppm ASTM D5185m 0	<1	<1	<1
Magnesium	ppm ASTM D5185m 80	851	843	802
Calcium	ppm ASTM D5185m 2400	1013	1029	1134
Phosphorus	ppm ASTM D5185m 750	1025	964	957
Zinc	ppm ASTM D5185m 840	1155	1156	1147
Sulfur	ppm ASTM D5185m 2130	2915	2946	3098

CONTAMINANTS

method	limit/base	current	history1	history2
Silicon	ppm ASTM D5185m >22	4	3	6
Sodium	ppm ASTM D5185m >31	0	<1	0
Potassium	ppm ASTM D5185m >20	1	<1	<1

INFRA-RED

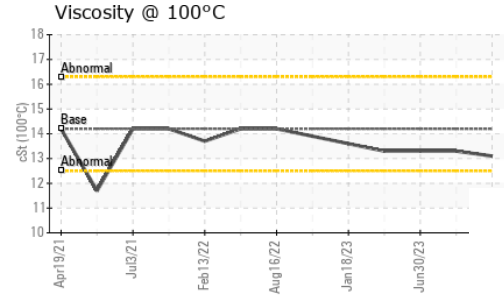
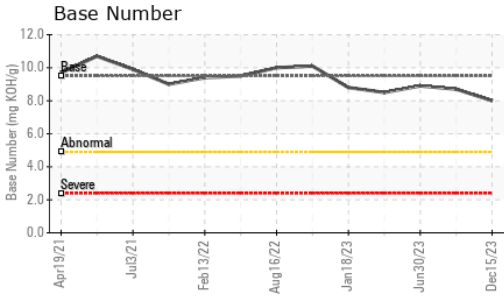
method	limit/base	current	history1	history2
Soot %	% *ASTM D7844 >3	0.6	0.3	0.8
Nitration	Abs/cm *ASTM D7624 >20	7.3	4.9	7.2
Sulfation	Abs/.1mm *ASTM D7415 >30	19.1	17.2	18.8

FLUID DEGRADATION

method	limit/base	current	history1	history2
Oxidation	Abs/.1mm *ASTM D7414 >25	15.0	12.6	14.0
Base Number (BN)	mg KOH/g ASTM D2896 9.5	8.0	8.7	8.9



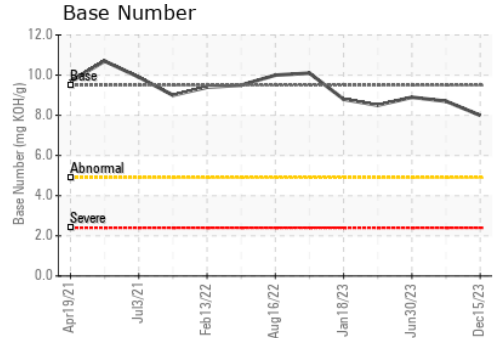
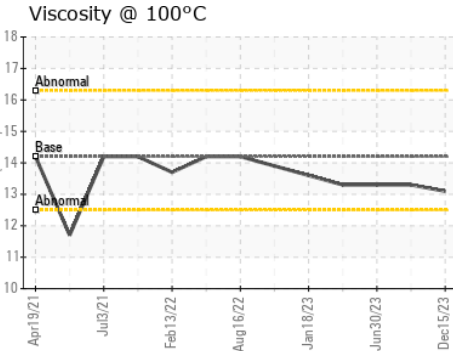
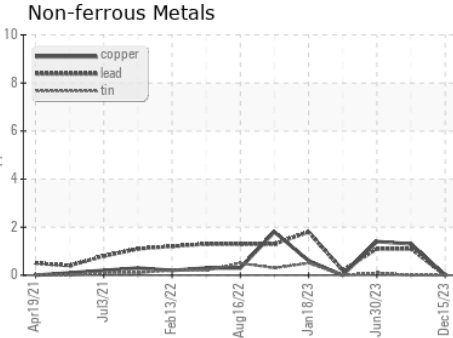
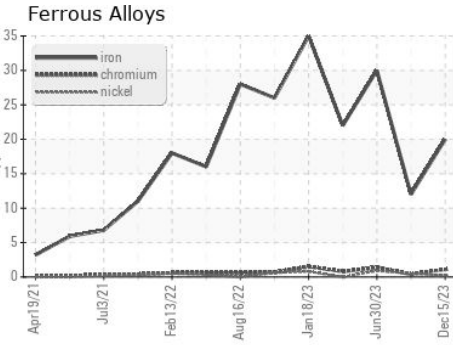
OIL ANALYSIS REPORT



VISUAL	method	limit/base	current	history1	history2
White Metal	scalar	*Visual	NONE	NONE	NONE
Yellow Metal	scalar	*Visual	NONE	NONE	NONE
Precipitate	scalar	*Visual	NONE	NONE	NONE
Silt	scalar	*Visual	NONE	NONE	NONE
Debris	scalar	*Visual	NONE	NONE	NONE
Sand/Dirt	scalar	*Visual	NONE	NONE	NONE
Appearance	scalar	*Visual	NORML	NORML	NORML
Odor	scalar	*Visual	NORML	NORML	NORML
Emulsified Water	scalar	*Visual	>0.21	NEG	NEG
Free Water	scalar	*Visual		NEG	NEG

FLUID PROPERTIES	method	limit/base	current	history1	history2	
Visc @ 100°C	cSt	ASTM D445	14.2	13.1	13.3	13.3

GRAPHS



Certificate L2367

Laboratory : WearCheck USA - 501 Madison Ave., Cary, NC 27513
Sample No. : GFL0058931 **Received** : 26 Dec 2023
Lab Number : **06044434** **Diagnosed** : 27 Dec 2023
Unique Number : 10805042 **Diagnostician** : Wes Davis
Test Package : FLEET

GFL Environmental - 467 - Arbor Hills LF
 10599 FIVE MILE RD
 NORTHVILLE, MI
 US 48168
 Contact: ANGELA RILEY
 angela.riley@gflenv.com
 T: (248)412-0697
 F:

To discuss this sample report, contact Customer Service at 1-800-237-1369.
 * - Denotes test methods that are outside of the ISO 17025 scope of accreditation.
 Statements of conformity to specifications are based on the simple acceptance decision rule (JCGM 106:2012)