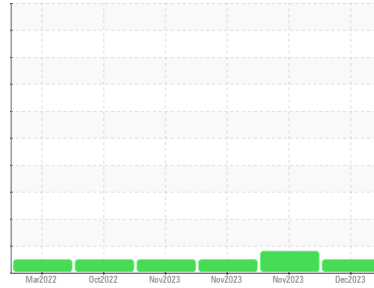




OIL ANALYSIS REPORT

Sample Rating Trend



NORMAL



Machine Id
371M

Component
Diesel Engine

Fluid
PETRO CANADA DURON SHP 15W40 (36 QTS)

DIAGNOSIS

Recommendation

Resample at the next service interval to monitor.

Wear

All component wear rates are normal.

Contamination

There is no indication of any contamination in the oil.

Fluid Condition

The BN result indicates that there is suitable alkalinity remaining in the oil. The condition of the oil is suitable for further service.

SAMPLE INFORMATION

	method	limit/base	current	history1	history2
Sample Number	Client Info		GFL0104275	GFL0059277	GFL0059252
Sample Date	Client Info		27 Dec 2023	29 Nov 2023	13 Nov 2023
Machine Age	hrs	Client Info	14338	14143	14018
Oil Age	hrs	Client Info	14175	14143	14018
Oil Changed	Client Info		N/A	Not Changd	Not Changd
Sample Status			NORMAL	ABNORMAL	NORMAL

CONTAMINATION

	method	limit/base	current	history1	history2
Fuel	WC Method	>5	<1.0	<1.0	<1.0
Water	WC Method	>0.2	NEG	NEG	NEG
Glycol	WC Method		NEG	NEG	NEG

WEAR METALS

	method	limit/base	current	history1	history2
Iron	ppm	ASTM D5185m >100	43	27	86
Chromium	ppm	ASTM D5185m >20	1	1	5
Nickel	ppm	ASTM D5185m >4	<1	▲ 6	<1
Titanium	ppm	ASTM D5185m	<1	<1	0
Silver	ppm	ASTM D5185m >3	0	0	<1
Aluminum	ppm	ASTM D5185m >20	7	1	8
Lead	ppm	ASTM D5185m >40	0	0	2
Copper	ppm	ASTM D5185m >330	2	15	3
Tin	ppm	ASTM D5185m >15	0	2	1
Vanadium	ppm	ASTM D5185m	0	<1	0
Cadmium	ppm	ASTM D5185m	0	0	0

ADDITIVES

	method	limit/base	current	history1	history2
Boron	ppm	ASTM D5185m 0	4	1	5
Barium	ppm	ASTM D5185m 0	0	0	0
Molybdenum	ppm	ASTM D5185m 60	58	59	64
Manganese	ppm	ASTM D5185m 0	<1	<1	1
Magnesium	ppm	ASTM D5185m 1010	942	881	964
Calcium	ppm	ASTM D5185m 1070	1068	1080	1110
Phosphorus	ppm	ASTM D5185m 1150	992	908	1052
Zinc	ppm	ASTM D5185m 1270	1215	1124	1324
Sulfur	ppm	ASTM D5185m 2060	2902	2141	2639

CONTAMINANTS

	method	limit/base	current	history1	history2
Silicon	ppm	ASTM D5185m >25	10	7	14
Sodium	ppm	ASTM D5185m	13	6	11
Potassium	ppm	ASTM D5185m >20	3	0	0

INFRA-RED

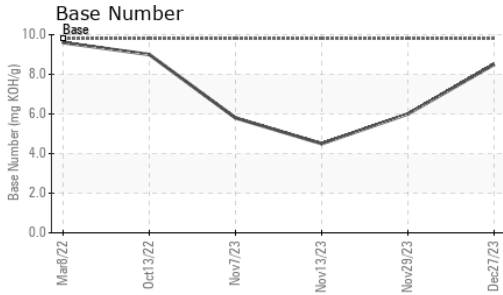
	method	limit/base	current	history1	history2
Soot %	%	*ASTM D7844 >3	0.9	0.9	1.6
Nitration	Abs/cm	*ASTM D7624 >20	9.4	9.3	17.1
Sulfation	Abs/.1mm	*ASTM D7415 >30	21.4	22.3	30.7

FLUID DEGRADATION

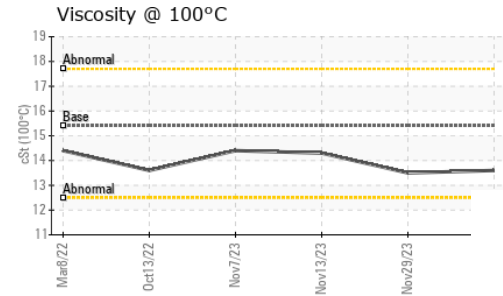
	method	limit/base	current	history1	history2
Oxidation	Abs/.1mm	*ASTM D7414 >25	17.4	18.8	31.9
Base Number (BN)	mg KOH/g	ASTM D2896 9.8	8.5	6.0	4.5



OIL ANALYSIS REPORT

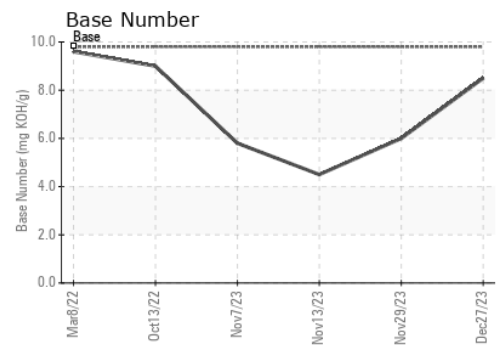
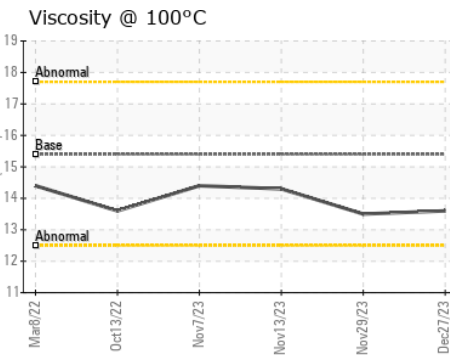
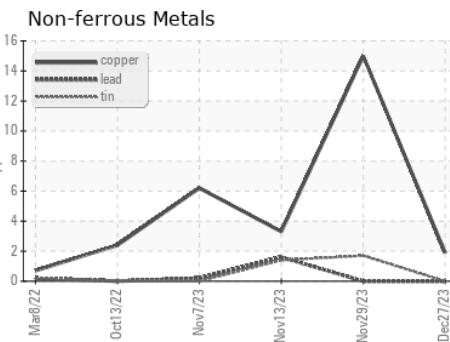
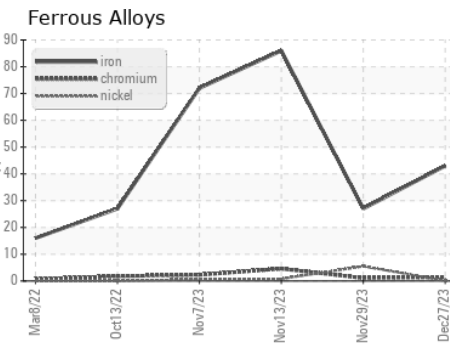


VISUAL	method	limit/base	current	history1	history2
White Metal	scalar	*Visual	NONE	NONE	NONE
Yellow Metal	scalar	*Visual	NONE	NONE	NONE
Precipitate	scalar	*Visual	NONE	NONE	NONE
Silt	scalar	*Visual	NONE	NONE	NONE
Debris	scalar	*Visual	NONE	NONE	NONE
Sand/Dirt	scalar	*Visual	NONE	NONE	NONE
Appearance	scalar	*Visual	NORML	NORML	NORML
Odor	scalar	*Visual	NORML	NORML	NORML
Emulsified Water	scalar	*Visual	>0.2	NEG	NEG
Free Water	scalar	*Visual		NEG	NEG



FLUID PROPERTIES	method	limit/base	current	history1	history2	
Visc @ 100°C	cSt	ASTM D445	15.4	13.6	13.5	14.3

GRAPHS



Certificate L2367

Laboratory : WearCheck USA - 501 Madison Ave., Cary, NC 27513
Sample No. : GFL0104275 **Received** : 29 Dec 2023
Lab Number : **06048133** **Diagnosed** : 02 Jan 2024
Unique Number : 10808741 **Diagnostician** : Wes Davis
Test Package : FLEET

GFL Environmental - 410 - Michigan West
 39000 Van Born Rd
 Wayne, MI
 US 48184
 Contact: Belal Dgheish
 bdgheish@gflenv.com
 T: (734)714-2340
 F:

To discuss this sample report, contact Customer Service at 1-800-237-1369.

* - Denotes test methods that are outside of the ISO 17025 scope of accreditation.

Statements of conformity to specifications are based on the simple acceptance decision rule (JCGM 106:2012)