



OIL ANALYSIS REPORT

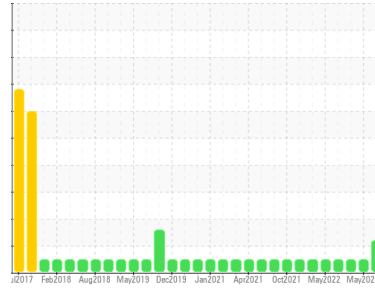
Sample Rating Trend

DEGRADATION

Machine Id
10745C

Component
Natural Gas Engine

Fluid
PETRO CANADA DURON GEO LD 15W40 (30 QTS)



DIAGNOSIS

▲ Recommendation

Oil and filter change at the time of sampling has been noted. Resample at the next service interval to monitor.

Wear

All component wear rates are normal.

Contamination

There is no indication of any contamination in the oil.

▲ Fluid Condition

The BN level is low. The condition of the oil is acceptable for the time in service.

SAMPLE INFORMATION

	method	limit/base	current	history1	history2
Sample Number	Client Info		GFL0098492	GFL0082219	GFL0059660
Sample Date	Client Info		28 Dec 2023	17 May 2023	13 Oct 2022
Machine Age	hrs	Client Info	3920	10167	9723
Oil Age	hrs	Client Info	1175	700	600
Oil Changed	Client Info		Changed	Not Changd	Not Changd
Sample Status			ABNORMAL	NORMAL	NORMAL

CONTAMINATION

	method	limit/base	current	history1	history2
Water	WC Method	>0.1	NEG	NEG	NEG

WEAR METALS

	method	limit/base	current	history1	history2
Iron	ppm	ASTM D5185m >50	19	10	16
Chromium	ppm	ASTM D5185m >4	2	<1	2
Nickel	ppm	ASTM D5185m >2	<1	<1	0
Titanium	ppm	ASTM D5185m	0	<1	0
Silver	ppm	ASTM D5185m >3	0	<1	0
Aluminum	ppm	ASTM D5185m >9	2	4	2
Lead	ppm	ASTM D5185m >30	0	0	<1
Copper	ppm	ASTM D5185m >35	4	3	3
Tin	ppm	ASTM D5185m >4	<1	<1	<1
Vanadium	ppm	ASTM D5185m	<1	0	0
Cadmium	ppm	ASTM D5185m	0	0	0

ADDITIVES

	method	limit/base	current	history1	history2
Boron	ppm	ASTM D5185m 50	9	30	13
Barium	ppm	ASTM D5185m 5	0	0	0
Molybdenum	ppm	ASTM D5185m 50	50	51	50
Manganese	ppm	ASTM D5185m 0	<1	<1	<1
Magnesium	ppm	ASTM D5185m 560	545	549	487
Calcium	ppm	ASTM D5185m 1510	1518	1609	1567
Phosphorus	ppm	ASTM D5185m 780	697	746	706
Zinc	ppm	ASTM D5185m 870	944	924	968
Sulfur	ppm	ASTM D5185m 2040	2394	2717	3302

CONTAMINANTS

	method	limit/base	current	history1	history2
Silicon	ppm	ASTM D5185m >+100	4	3	3
Sodium	ppm	ASTM D5185m	7	6	6
Potassium	ppm	ASTM D5185m >20	3	<1	2

INFRA-RED

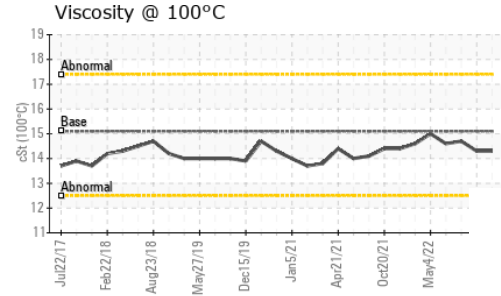
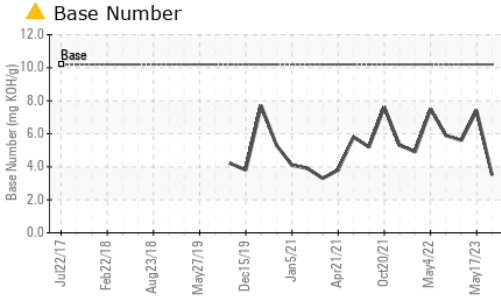
	method	limit/base	current	history1	history2
Soot %	%	*ASTM D7844	0	0.1	0.1
Nitration	Abs/cm	*ASTM D7624 >20	10.8	8.5	11.4
Sulfation	Abs/.1mm	*ASTM D7415 >30	21.9	19.2	20.9

FLUID DEGRADATION

	method	limit/base	current	history1	history2
Oxidation	Abs/.1mm	*ASTM D7414 >25	17.0	16.4	17.4
Base Number (BN)	mg KOH/g	ASTM D2896 10.2	▲ 3.5	7.4	5.6



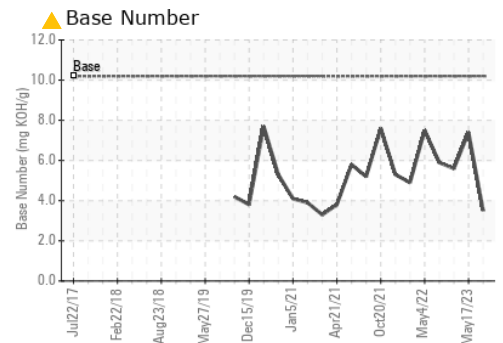
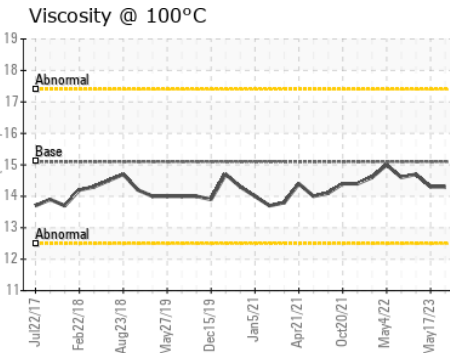
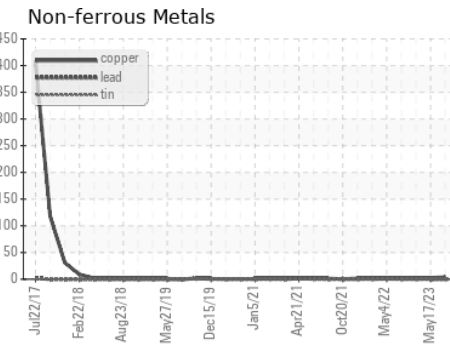
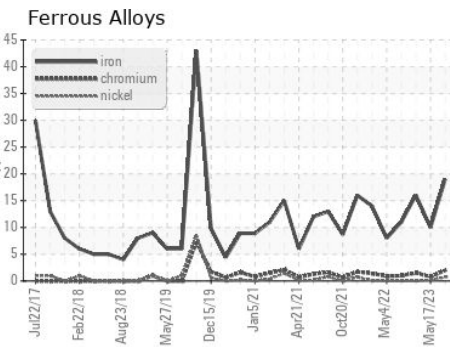
OIL ANALYSIS REPORT



VISUAL	method	limit/base	current	history1	history2
White Metal	scalar	*Visual	NONE	NONE	NONE
Yellow Metal	scalar	*Visual	NONE	NONE	NONE
Precipitate	scalar	*Visual	NONE	NONE	NONE
Silt	scalar	*Visual	NONE	NONE	NONE
Debris	scalar	*Visual	NONE	NONE	NONE
Sand/Dirt	scalar	*Visual	NONE	NONE	NONE
Appearance	scalar	*Visual	NORML	NORML	NORML
Odor	scalar	*Visual	NORML	NORML	NORML
Emulsified Water	scalar	*Visual	>0.1	NEG	NEG
Free Water	scalar	*Visual		NEG	NEG

FLUID PROPERTIES	method	limit/base	current	history1	history2
Visc @ 100°C	cSt	ASTM D445	15.1	14.3	14.7

GRAPHS



Certificate L2367

Laboratory : WearCheck USA - 501 Madison Ave., Cary, NC 27513
 Sample No. : GFL0098492
 Lab Number : 06050675
 Unique Number : 10816624
 Test Package : FLEET

GFL Environmental - 006 - Wilmington
 3618 US Highway 421 N
 Wilmington, NC
 US 28401
 Contact: Eric Wood
 eric.wood@gflenv.com
 T: (717)723-1956
 F: (910)762-6880

To discuss this sample report, contact Customer Service at 1-800-237-1369.

* - Denotes test methods that are outside of the ISO 17025 scope of accreditation.

Statements of conformity to specifications are based on the simple acceptance decision rule (JCGM 106:2012)