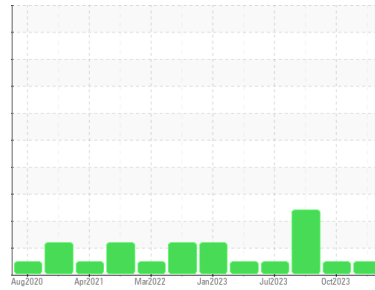




OIL ANALYSIS REPORT

Sample Rating Trend



NORMAL



Machine Id
829029-1080

Component
Diesel Engine

Fluid
PETRO CANADA DURON SHP 15W40 (--- LTR)

DIAGNOSIS

Recommendation

Resample at the next service interval to monitor.

Wear

All component wear rates are normal.

Contamination

There is no indication of any contamination in the oil.

Fluid Condition

The BN result indicates that there is suitable alkalinity remaining in the oil. The condition of the oil is suitable for further service.

SAMPLE INFORMATION

method	limit/base	current	history1	history2
Sample Number	Client Info	GFL0103838	GFL0097379	GFL0097363
Sample Date	Client Info	30 Dec 2023	24 Oct 2023	04 Oct 2023
Machine Age	hrs	10888	10173	10173
Oil Age	hrs	470	10173	10173
Oil Changed	Client Info	N/A	N/A	N/A
Sample Status		NORMAL	NORMAL	ABNORMAL

CONTAMINATION

method	limit/base	current	history1	history2
Fuel	WC Method >5	<1.0	<1.0	<1.0
Water	WC Method >0.2	NEG	NEG	NEG
Glycol	WC Method	NEG	NEG	NEG

WEAR METALS

method	limit/base	current	history1	history2
Iron	ppm ASTM D5185m >110	13	13	21
Chromium	ppm ASTM D5185m >4	<1	<1	<1
Nickel	ppm ASTM D5185m >2	0	0	▲ 6
Titanium	ppm ASTM D5185m	0	0	0
Silver	ppm ASTM D5185m >2	0	0	▲ 2
Aluminum	ppm ASTM D5185m >25	2	2	0
Lead	ppm ASTM D5185m >45	<1	1	<1
Copper	ppm ASTM D5185m >85	<1	2	▲ 67
Tin	ppm ASTM D5185m >4	<1	<1	1
Vanadium	ppm ASTM D5185m	0	0	0
Cadmium	ppm ASTM D5185m	0	0	0

ADDITIVES

method	limit/base	current	history1	history2
Boron	ppm ASTM D5185m 0	9	4	6
Barium	ppm ASTM D5185m 0	0	0	0
Molybdenum	ppm ASTM D5185m 60	61	59	67
Manganese	ppm ASTM D5185m 0	<1	<1	1
Magnesium	ppm ASTM D5185m 1010	904	919	923
Calcium	ppm ASTM D5185m 1070	1103	987	1039
Phosphorus	ppm ASTM D5185m 1150	1040	1004	972
Zinc	ppm ASTM D5185m 1270	1262	1218	1236
Sulfur	ppm ASTM D5185m 2060	3037	2778	2986

CONTAMINANTS

method	limit/base	current	history1	history2
Silicon	ppm ASTM D5185m >30	5	6	11
Sodium	ppm ASTM D5185m	5	7	3
Potassium	ppm ASTM D5185m >20	10	14	2

INFRA-RED

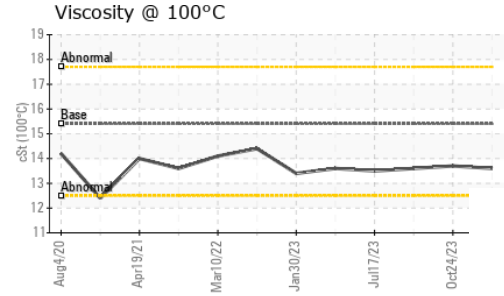
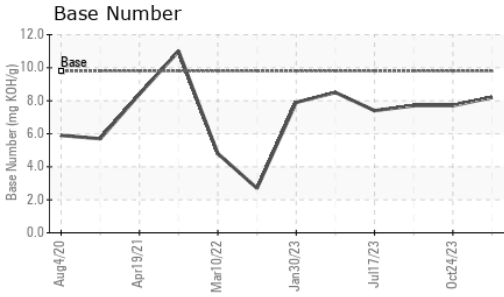
method	limit/base	current	history1	history2
Soot %	% *ASTM D7844 >3	0.6	0.4	0.6
Nitration	Abs/cm *ASTM D7624 >20	7.4	8.7	8.1
Sulfation	Abs/.1mm *ASTM D7415 >30	19.5	20.4	20.3

FLUID DEGRADATION

method	limit/base	current	history1	history2
Oxidation	Abs/.1mm *ASTM D7414 >25	14.2	16.0	16.5
Base Number (BN)	mg KOH/g ASTM D2896 9.8	8.2	7.7	7.7



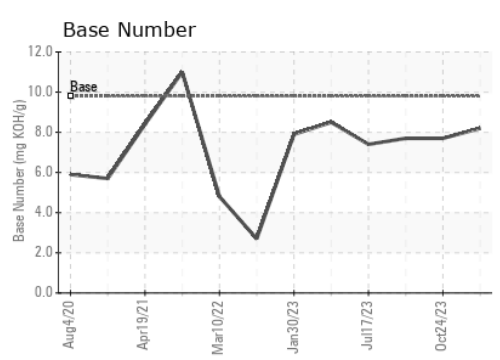
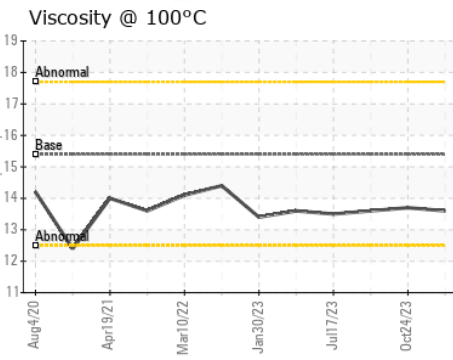
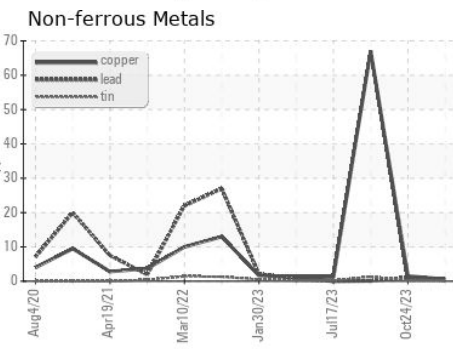
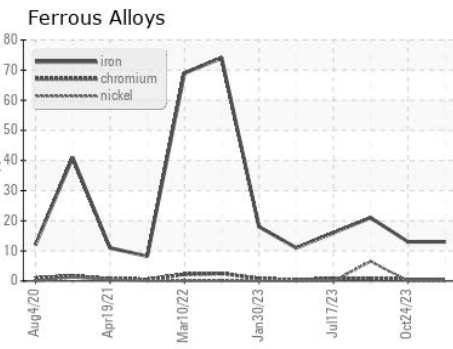
OIL ANALYSIS REPORT



VISUAL	method	limit/base	current	history1	history2
White Metal	scalar	*Visual	NONE	NONE	NONE
Yellow Metal	scalar	*Visual	NONE	NONE	NONE
Precipitate	scalar	*Visual	NONE	NONE	NONE
Silt	scalar	*Visual	NONE	NONE	NONE
Debris	scalar	*Visual	NONE	NONE	NONE
Sand/Dirt	scalar	*Visual	NONE	NONE	NONE
Appearance	scalar	*Visual	NORML	NORML	NORML
Odor	scalar	*Visual	NORML	NORML	NORML
Emulsified Water	scalar	*Visual	>0.2	NEG	NEG
Free Water	scalar	*Visual		NEG	NEG

FLUID PROPERTIES	method	limit/base	current	history1	history2	
Visc @ 100°C	cSt	ASTM D445	15.4	13.6	13.7	13.6

GRAPHS



Laboratory : WearCheck USA - 501 Madison Ave., Cary, NC 27513
Sample No. : GFL0103838 **Recieved** : 04 Jan 2024
Lab Number : **06051407** **Diagnosed** : 05 Jan 2024
Unique Number : 10817356 **Diagnostician** : Don Baldrige
Test Package : FLEET

GFL Environmental - 654S - Midlothian
 12230 Deergrove Road
 Midlothian, VA
 US 23112
 Contact: Corbin Umphlet
 cumphlet@gflenv.com

To discuss this sample report, contact Customer Service at 1-800-237-1369.
 * - Denotes test methods that are outside of the ISO 17025 scope of accreditation.
 Statements of conformity to specifications are based on the simple acceptance decision rule (JCGM 106:2012)