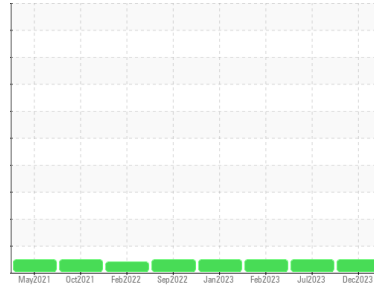


OIL ANALYSIS REPORT

Sample Rating Trend

NORMAL



Machine Id
DT763
Component
Rear Differential
Fluid
CHEVRON DELO SYNTHETIC GEAR 75W90 (--- QTS)

DIAGNOSIS

Recommendation

Resample at the next service interval to monitor.

Wear

All component wear rates are normal.

Contamination

There is no indication of any contamination in the oil.

Fluid Condition

The condition of the oil is acceptable for the time in service.

SAMPLE INFORMATION

	method	limit/base	current	history1	history2
Sample Number	Client Info		PCA0114733	PCA0100039	PCA0090337
Sample Date	Client Info		27 Dec 2023	10 Jul 2023	21 Feb 2023
Machine Age	mls	Client Info	208623	180617	150800
Oil Age	mls	Client Info	0	180617	150800
Oil Changed	Client Info		Not Chngd	Not Chngd	N/A
Sample Status			NORMAL	NORMAL	NORMAL

CONTAMINATION

	method	limit/base	current	history1	history2
Water	WC Method	>.2	NEG	NEG	NEG

WEAR METALS

	method	limit/base	current	history1	history2
Iron	ppm	ASTM D5185m >1200	164	196	105
Chromium	ppm	ASTM D5185m >8	1	<1	<1
Nickel	ppm	ASTM D5185m >20	7	9	5
Titanium	ppm	ASTM D5185m >4	<1	<1	0
Silver	ppm	ASTM D5185m	0	0	<1
Aluminum	ppm	ASTM D5185m >30	7	8	3
Lead	ppm	ASTM D5185m >25	<1	0	<1
Copper	ppm	ASTM D5185m >50	<1	<1	<1
Tin	ppm	ASTM D5185m >5	<1	0	0
Vanadium	ppm	ASTM D5185m	0	0	0
Cadmium	ppm	ASTM D5185m	<1	0	0

ADDITIVES

	method	limit/base	current	history1	history2
Boron	ppm	ASTM D5185m	217	231	208
Barium	ppm	ASTM D5185m	2	0	0
Molybdenum	ppm	ASTM D5185m	10	9	9
Manganese	ppm	ASTM D5185m	2	2	2
Magnesium	ppm	ASTM D5185m	77	87	89
Calcium	ppm	ASTM D5185m	203	166	164
Phosphorus	ppm	ASTM D5185m	1262	1345	1274
Zinc	ppm	ASTM D5185m	140	145	133
Sulfur	ppm	ASTM D5185m	23438	24136	24180

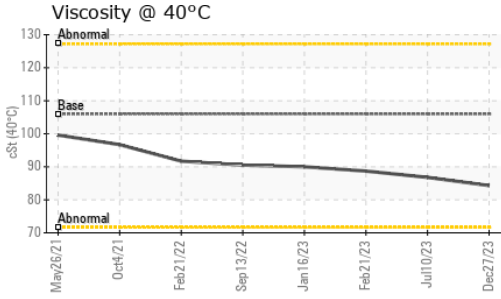
CONTAMINANTS

	method	limit/base	current	history1	history2
Silicon	ppm	ASTM D5185m >230	54	77	49
Sodium	ppm	ASTM D5185m	0	0	1
Potassium	ppm	ASTM D5185m >20	2	2	1

VISUAL

	method	limit/base	current	history1	history2
White Metal	scalar	*Visual NONE	NONE	NONE	MODER
Yellow Metal	scalar	*Visual NONE	NONE	NONE	NONE
Precipitate	scalar	*Visual NONE	NONE	NONE	NONE
Silt	scalar	*Visual NONE	NONE	NONE	NONE
Debris	scalar	*Visual NONE	NONE	NONE	NONE
Sand/Dirt	scalar	*Visual NONE	NONE	NONE	NONE
Appearance	scalar	*Visual NORML	NORML	NORML	NORML
Odor	scalar	*Visual NORML	NORML	NORML	NORML
Emulsified Water	scalar	*Visual >.2	NEG	NEG	NEG
Free Water	scalar	*Visual	NEG	NEG	NEG

OIL ANALYSIS REPORT

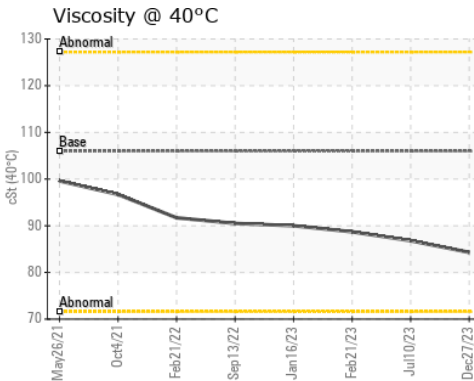
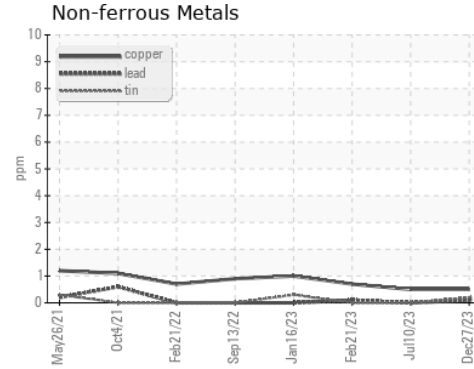
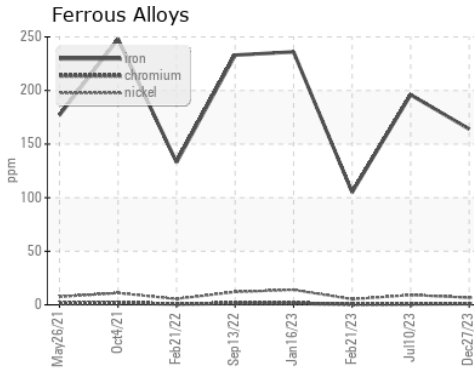


FLUID PROPERTIES		method	limit/base	current	history1	history2
Visc @ 40°C	cSt	ASTM D445	106	84.3	86.8	88.7

SAMPLE IMAGES		method	limit/base	current	history1	history2
---------------	--	--------	------------	---------	----------	----------

Color		no image	no image	no image
Bottom		no image	no image	no image

GRAPHS



Certificate L2367

Laboratory : WearCheck USA - 501 Madison Ave., Cary, NC 27513
Sample No. : PCA0114733
Lab Number : 06051592
Unique Number : 10817541
Test Package : FLEET

NW WHITE & CO - COLUMBIA DIVISION
 100 INDEPENDENCE BLVD
 COLUMBIA, SC
 US 29210
 Contact: GEORGE EDWARDS
 gedwards@nwwhite.com

To discuss this sample report, contact Customer Service at 1-800-237-1369.

* - Denotes test methods that are outside of the ISO 17025 scope of accreditation.

Statements of conformity to specifications are based on the simple acceptance decision rule (JCGM 106:2012)

T:
F: