



OIL ANALYSIS REPORT

Sample Rating Trend

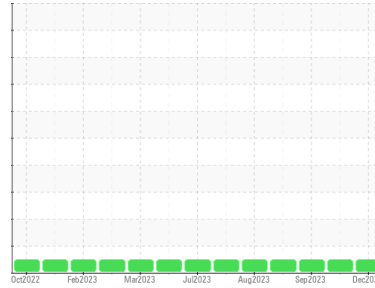
NORMAL



Machine Id
10623

Component
Transmission (Auto)

Fluid
PETRO CANADA DuraDrive HD Synthetic 668 (--- GAL)



DIAGNOSIS

Recommendation

Resample at the next service interval to monitor.

Wear

All component wear rates are normal.

Contamination

There is no indication of any contamination in the oil.

Fluid Condition

The condition of the oil is acceptable for the time in service.

SAMPLE INFORMATION

method	limit/base	current	history1	history2
Sample Number	Client Info	GFL0101175	GFL0101253	GFL0094368
Sample Date	Client Info	29 Dec 2023	22 Nov 2023	27 Sep 2023
Machine Age	hrs	19355	19203	18773
Oil Age	hrs	582	430	2099
Oil Changed	Client Info	Not Chngd	Not Chngd	Changed
Sample Status		NORMAL	NORMAL	NORMAL

CONTAMINATION

method	limit/base	current	history1	history2
Water	WC Method >0.1	NEG	NEG	NEG

WEAR METALS

method	limit/base	current	history1	history2	
Iron	ppm	ASTM D5185m >160	28	32	42
Chromium	ppm	ASTM D5185m >5	0	0	<1
Nickel	ppm	ASTM D5185m >5	0	0	0
Titanium	ppm	ASTM D5185m	0	0	0
Silver	ppm	ASTM D5185m >5	0	0	0
Aluminum	ppm	ASTM D5185m >50	2	2	4
Lead	ppm	ASTM D5185m >50	0	0	<1
Copper	ppm	ASTM D5185m >225	3	2	5
Tin	ppm	ASTM D5185m >10	<1	0	<1
Vanadium	ppm	ASTM D5185m	0	0	0
Cadmium	ppm	ASTM D5185m	0	0	0

ADDITIVES

method	limit/base	current	history1	history2	
Boron	ppm	ASTM D5185m	69	77	79
Barium	ppm	ASTM D5185m	0	0	0
Molybdenum	ppm	ASTM D5185m	0	0	<1
Manganese	ppm	ASTM D5185m	<1	0	1
Magnesium	ppm	ASTM D5185m	<1	<1	5
Calcium	ppm	ASTM D5185m	132	138	131
Phosphorus	ppm	ASTM D5185m	220	233	221
Zinc	ppm	ASTM D5185m	<1	8	8
Sulfur	ppm	ASTM D5185m	1695	1760	1718

CONTAMINANTS

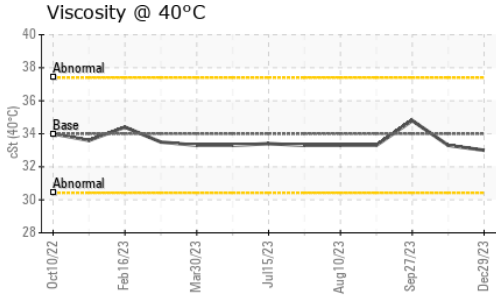
method	limit/base	current	history1	history2	
Silicon	ppm	ASTM D5185m >20	7	6	8
Sodium	ppm	ASTM D5185m	3	3	6
Potassium	ppm	ASTM D5185m >20	0	0	2

VISUAL

method	limit/base	current	history1	history2	
White Metal	scalar	*Visual NONE	NONE	NONE	NONE
Yellow Metal	scalar	*Visual NONE	NONE	NONE	NONE
Precipitate	scalar	*Visual NONE	NONE	NONE	NONE
Silt	scalar	*Visual NONE	NONE	NONE	NONE
Debris	scalar	*Visual NONE	NONE	NONE	NONE
Sand/Dirt	scalar	*Visual NONE	NONE	NONE	NONE
Appearance	scalar	*Visual NORML	NORML	NORML	NORML
Odor	scalar	*Visual NORML	NORML	NORML	NORML
Emulsified Water	scalar	*Visual >0.1	NEG	0.2%	NEG
Free Water	scalar	*Visual	NEG	NEG	NEG



OIL ANALYSIS REPORT



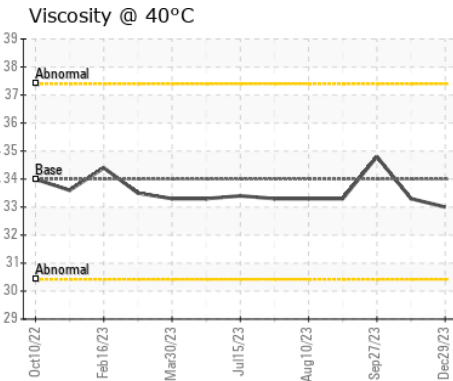
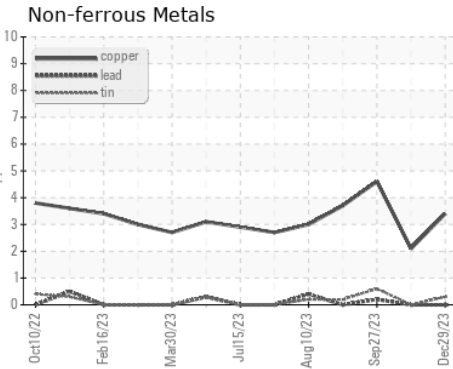
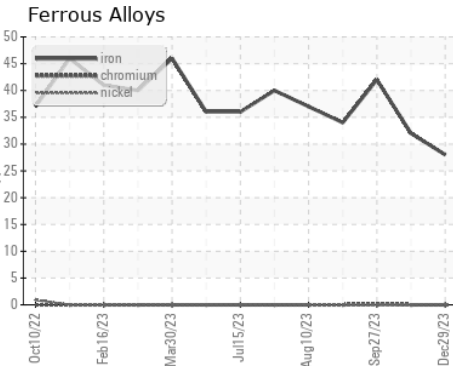
FLUID PROPERTIES

method	limit/base	current	history1	history2	
Visc @ 40°C	cSt ASTM D445	34	33.0	33.3	34.8

SAMPLE IMAGES

method	limit/base	current	history1	history2	
Color			no image	no image	no image
Bottom			no image	no image	no image

GRAPHS



Laboratory : WearCheck USA - 501 Madison Ave., Cary, NC 27513
Sample No. : GFL0101175 **Received** : 05 Jan 2024
Lab Number : **06053251** **Diagnosed** : 08 Jan 2024
Unique Number : 10819200 **Diagnostician** : Don Baldrige
Test Package : FLEET

GFL Environmental - 010 - Stockbridge
 1280 Rum Creek Parkway
 Stockbridge, GA
 US 30281
 Contact: JOSHUA TINKER
 joshuatinker@gflenv.com

Certificate L2367
 To discuss this sample report, contact Customer Service at 1-800-237-1369.
 * - Denotes test methods that are outside of the ISO 17025 scope of accreditation.
 Statements of conformity to specifications are based on the simple acceptance decision rule (JCGM 106:2012)