



OIL ANALYSIS REPORT

Sample Rating Trend

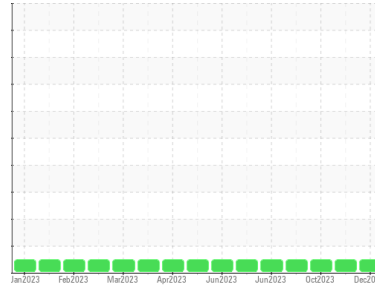
NORMAL



Machine Id
2870

Component
Transmission (Auto)

Fluid
PETRO CANADA DuraDrive HD Synthetic 668 (--- GAL)



DIAGNOSIS

Recommendation

Resample at the next service interval to monitor.

Wear

All component wear rates are normal.

Contamination

There is no indication of any contamination in the oil.

Fluid Condition

The condition of the oil is acceptable for the time in service.

SAMPLE INFORMATION

	method	limit/base	current	history1	history2
Sample Number	Client Info		GFL0107254	GFL0080871	GFL0094342
Sample Date	Client Info		29 Dec 2023	23 Oct 2023	03 Oct 2023
Machine Age	hrs	Client Info	8533	8277	8133
Oil Age	hrs	Client Info	552	296	152
Oil Changed	Client Info		Not Chngd	Not Chngd	Not Chngd
Sample Status			NORMAL	NORMAL	NORMAL

CONTAMINATION

	method	limit/base	current	history1	history2
Water	WC Method	>0.1	NEG	NEG	NEG

WEAR METALS

	method	limit/base	current	history1	history2
Iron	ppm	ASTM D5185m >160	14	12	14
Chromium	ppm	ASTM D5185m >5	0	0	0
Nickel	ppm	ASTM D5185m >5	0	0	<1
Titanium	ppm	ASTM D5185m	0	0	0
Silver	ppm	ASTM D5185m >5	0	0	0
Aluminum	ppm	ASTM D5185m >50	5	3	4
Lead	ppm	ASTM D5185m >50	3	<1	1
Copper	ppm	ASTM D5185m >225	44	5	5
Tin	ppm	ASTM D5185m >10	2	<1	<1
Vanadium	ppm	ASTM D5185m	0	0	0
Cadmium	ppm	ASTM D5185m	0	0	0

ADDITIVES

	method	limit/base	current	history1	history2
Boron	ppm	ASTM D5185m	90	65	72
Barium	ppm	ASTM D5185m	0	0	0
Molybdenum	ppm	ASTM D5185m	<1	0	<1
Manganese	ppm	ASTM D5185m	<1	0	<1
Magnesium	ppm	ASTM D5185m	3	0	2
Calcium	ppm	ASTM D5185m	474	121	117
Phosphorus	ppm	ASTM D5185m	458	207	200
Zinc	ppm	ASTM D5185m	20	4	2
Sulfur	ppm	ASTM D5185m	1593	1610	1753

CONTAMINANTS

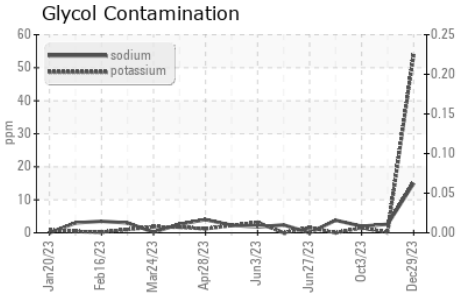
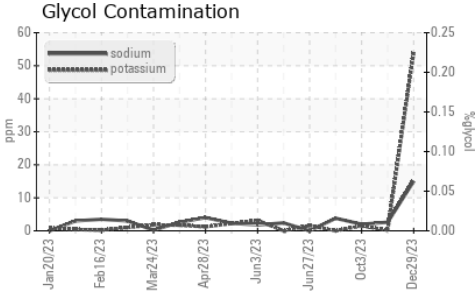
	method	limit/base	current	history1	history2
Silicon	ppm	ASTM D5185m >20	5	2	3
Sodium	ppm	ASTM D5185m	15	3	2
Potassium	ppm	ASTM D5185m >20	54	<1	2

VISUAL

	method	limit/base	current	history1	history2
White Metal	scalar	*Visual NONE	NONE	NONE	NONE
Yellow Metal	scalar	*Visual NONE	NONE	NONE	NONE
Precipitate	scalar	*Visual NONE	NONE	NONE	NONE
Silt	scalar	*Visual NONE	NONE	NONE	NONE
Debris	scalar	*Visual NONE	NONE	LIGHT	NONE
Sand/Dirt	scalar	*Visual NONE	NONE	NONE	NONE
Appearance	scalar	*Visual NORML	NORML	NORML	NORML
Odor	scalar	*Visual NORML	NORML	NORML	NORML
Emulsified Water	scalar	*Visual >0.1	NEG	NEG	NEG
Free Water	scalar	*Visual	NEG	NEG	NEG



OIL ANALYSIS REPORT

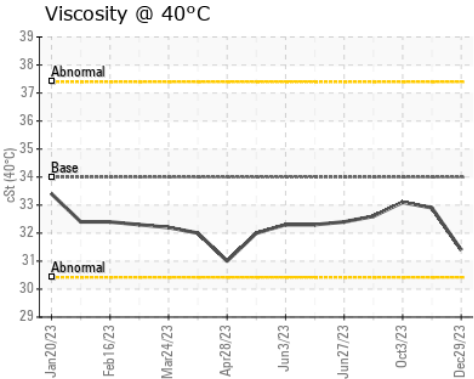
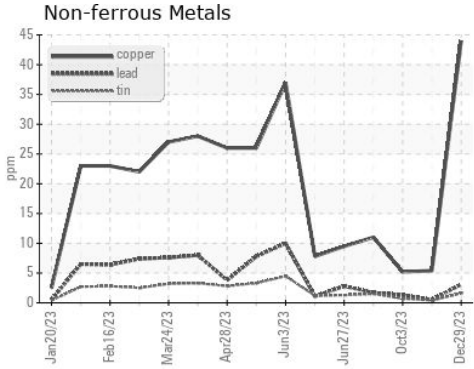
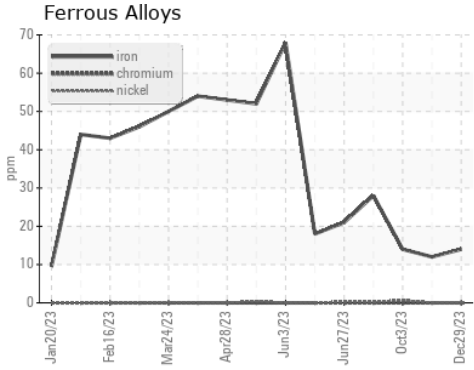


FLUID PROPERTIES		method	limit/base	current	history1	history2
Visc @ 40°C	cSt	ASTM D445	34	31.4	32.9	33.1

SAMPLE IMAGES		method	limit/base	current	history1	history2
---------------	--	--------	------------	---------	----------	----------

Color	no image	no image	no image
Bottom	no image	no image	no image

GRAPHS



Certificate L2367

Laboratory : WearCheck USA - 501 Madison Ave., Cary, NC 27513
Sample No. : GFL0107254 **Received** : 05 Jan 2024
Lab Number : 06053254 **Diagnosed** : 09 Jan 2024
Unique Number : 10819203 **Diagnostician** : Jonathan Hester
Test Package : FLEET (Additional Tests: Glycol)

GFL Environmental - 010 - Stockbridge
 1280 Rum Creek Parkway
 Stockbridge, GA
 US 30281
 Contact: TECHNICIAN ACCOUNT
 wcgfldemo@gmail.com

To discuss this sample report, contact Customer Service at 1-800-237-1369.

* - Denotes test methods that are outside of the ISO 17025 scope of accreditation.

Statements of conformity to specifications are based on the simple acceptance decision rule (JCGM 106:2012)

T:
F: