



OIL ANALYSIS REPORT

Sample Rating Trend

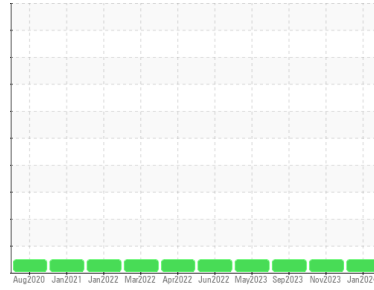
NORMAL



Machine Id
825023-146

Component
Diesel Engine

Fluid
PETRO CANADA DURON SHP 15W40 (--- LTR)



DIAGNOSIS

Recommendation

Resample at the next service interval to monitor.

Wear

All component wear rates are normal.

Contamination

There is no indication of any contamination in the oil.

Fluid Condition

The BN result indicates that there is suitable alkalinity remaining in the oil. The condition of the oil is suitable for further service.

SAMPLE INFORMATION

	method	limit/base	current	history1	history2
Sample Number	Client Info		GFL0103840	GFL0097349	GFL0089515
Sample Date	Client Info		03 Jan 2024	28 Nov 2023	01 Sep 2023
Machine Age	hrs	Client Info	170078	170078	20490
Oil Age	hrs	Client Info	578	170078	650
Oil Changed	Client Info		Changed	N/A	N/A
Sample Status			NORMAL	NORMAL	NORMAL

CONTAMINATION

	method	limit/base	current	history1	history2
Fuel	WC Method	>3.0	<1.0	<1.0	<1.0
Water	WC Method	>0.2	NEG	NEG	NEG
Glycol	WC Method		NEG	NEG	NEG

WEAR METALS

	method	limit/base	current	history1	history2
Iron	ppm	ASTM D5185m >120	63	50	42
Chromium	ppm	ASTM D5185m >20	1	<1	<1
Nickel	ppm	ASTM D5185m >5	<1	1	<1
Titanium	ppm	ASTM D5185m >2	<1	<1	<1
Silver	ppm	ASTM D5185m >2	0	0	0
Aluminum	ppm	ASTM D5185m >20	13	10	8
Lead	ppm	ASTM D5185m >40	5	2	3
Copper	ppm	ASTM D5185m >330	4	3	2
Tin	ppm	ASTM D5185m >15	1	<1	<1
Vanadium	ppm	ASTM D5185m	0	0	0
Cadmium	ppm	ASTM D5185m	0	0	0

ADDITIVES

	method	limit/base	current	history1	history2
Boron	ppm	ASTM D5185m 0	3	3	2
Barium	ppm	ASTM D5185m 0	0	0	0
Molybdenum	ppm	ASTM D5185m 60	65	61	63
Manganese	ppm	ASTM D5185m 0	1	<1	<1
Magnesium	ppm	ASTM D5185m 1010	1047	949	961
Calcium	ppm	ASTM D5185m 1070	1177	1069	1105
Phosphorus	ppm	ASTM D5185m 1150	1122	1035	968
Zinc	ppm	ASTM D5185m 1270	1452	1303	1239
Sulfur	ppm	ASTM D5185m 2060	2614	2457	2759

CONTAMINANTS

	method	limit/base	current	history1	history2
Silicon	ppm	ASTM D5185m >25	10	8	9
Sodium	ppm	ASTM D5185m	9	7	8
Potassium	ppm	ASTM D5185m >20	2	2	2

INFRA-RED

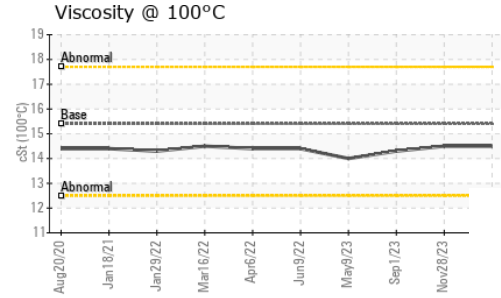
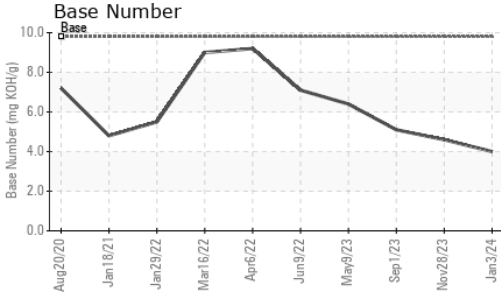
	method	limit/base	current	history1	history2
Soot %	%	*ASTM D7844 >4	2.6	2.2	1.8
Nitration	Abs/cm	*ASTM D7624 >20	13.6	12.1	10.8
Sulfation	Abs/.1mm	*ASTM D7415 >30	28.5	26.2	23.4

FLUID DEGRADATION

	method	limit/base	current	history1	history2
Oxidation	Abs/.1mm	*ASTM D7414 >25	23.4	21.7	18.7
Base Number (BN)	mg KOH/g	ASTM D2896 9.8	4.0	4.6	5.1



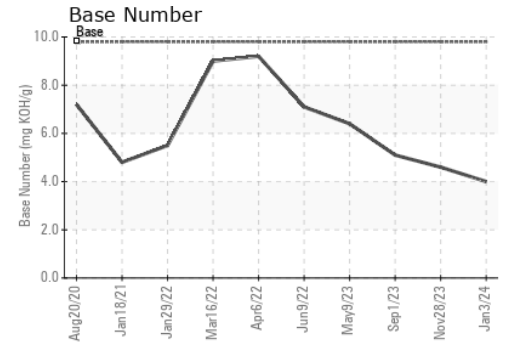
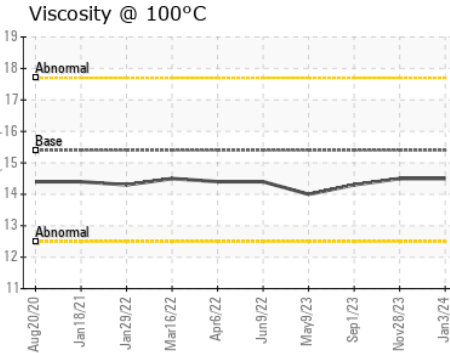
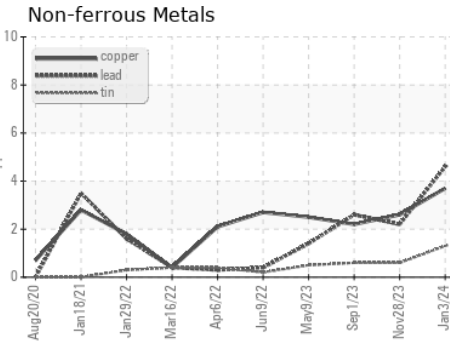
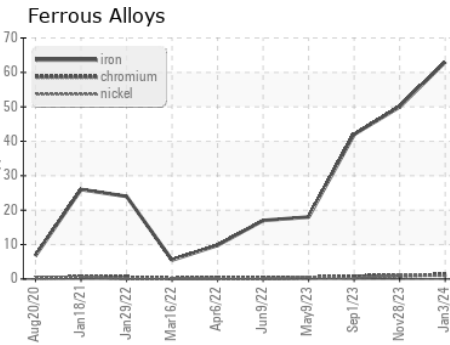
OIL ANALYSIS REPORT



PARAMETER	method	limit/base	current	history1	history2
White Metal	scalar	*Visual	NONE	NONE	NONE
Yellow Metal	scalar	*Visual	NONE	NONE	NONE
Precipitate	scalar	*Visual	NONE	NONE	NONE
Silt	scalar	*Visual	NONE	NONE	NONE
Debris	scalar	*Visual	NONE	NONE	NONE
Sand/Dirt	scalar	*Visual	NONE	NONE	NONE
Appearance	scalar	*Visual	NORML	NORML	NORML
Odor	scalar	*Visual	NORML	NORML	NORML
Emulsified Water	scalar	*Visual	>0.2	NEG	NEG
Free Water	scalar	*Visual		NEG	NEG

FLUID PROPERTIES	method	limit/base	current	history1	history2
Visc @ 100°C	cSt	ASTM D445	15.4	14.5	14.3

GRAPHS



Certificate L2367

Laboratory : WearCheck USA - 501 Madison Ave., Cary, NC 27513
 Sample No. : GFL0103840
 Lab Number : 06054733
 Unique Number : 10820682
 Test Package : FLEET

GFL Environmental - 654S - Midlothian
 12230 Deergrove Road
 Midlothian, VA
 US 23112
 Contact: Corbin Umphlet
 cumphlet@gflenv.com

To discuss this sample report, contact Customer Service at 1-800-237-1369.

* - Denotes test methods that are outside of the ISO 17025 scope of accreditation.

Statements of conformity to specifications are based on the simple acceptance decision rule (JCGM 106:2012)

T:
F: