



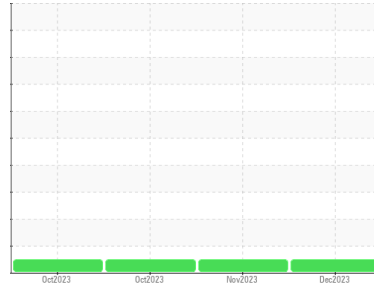
OIL ANALYSIS REPORT

Sample Rating Trend

NORMAL



Machine Id
713010
 Component
Diesel Engine
 Fluid
PETRO CANADA DURON SHP 10W30 (--- GAL)



DIAGNOSIS

Recommendation

Resample at the next service interval to monitor.

Wear

All component wear rates are normal.

Contamination

There is no indication of any contamination in the oil.

Fluid Condition

The BN result indicates that there is suitable alkalinity remaining in the oil. The condition of the oil is suitable for further service.

SAMPLE INFORMATION

	method	limit/base	current	history1	history2
Sample Number	Client Info		GFL0102496	GFL0098663	GFL0098652
Sample Date	Client Info		29 Dec 2023	16 Nov 2023	27 Oct 2023
Machine Age	hrs	Client Info	2094	20091	0
Oil Age	hrs	Client Info	0	0	0
Oil Changed	Client Info		Not Chngd	N/A	N/A
Sample Status			NORMAL	NORMAL	NORMAL

CONTAMINATION

	method	limit/base	current	history1	history2
Fuel	WC Method	>3.0	<1.0	<1.0	<1.0
Water	WC Method	>0.2	NEG	NEG	NEG
Glycol	WC Method		NEG	NEG	NEG

WEAR METALS

	method	limit/base	current	history1	history2
Iron	ppm	ASTM D5185m >120	5	6	5
Chromium	ppm	ASTM D5185m >20	<1	<1	<1
Nickel	ppm	ASTM D5185m >5	0	1	<1
Titanium	ppm	ASTM D5185m >2	0	0	0
Silver	ppm	ASTM D5185m >2	0	<1	<1
Aluminum	ppm	ASTM D5185m >20	2	3	2
Lead	ppm	ASTM D5185m >40	0	0	1
Copper	ppm	ASTM D5185m >330	4	22	20
Tin	ppm	ASTM D5185m >15	0	<1	<1
Vanadium	ppm	ASTM D5185m	0	0	0
Cadmium	ppm	ASTM D5185m	0	0	0

ADDITIVES

	method	limit/base	current	history1	history2
Boron	ppm	ASTM D5185m 2	58	24	33
Barium	ppm	ASTM D5185m 0	0	0	0
Molybdenum	ppm	ASTM D5185m 50	75	52	58
Manganese	ppm	ASTM D5185m 0	0	<1	<1
Magnesium	ppm	ASTM D5185m 950	1460	1000	1079
Calcium	ppm	ASTM D5185m 1050	1132	792	826
Phosphorus	ppm	ASTM D5185m 995	1365	1041	1007
Zinc	ppm	ASTM D5185m 1180	1651	1195	1305
Sulfur	ppm	ASTM D5185m 2600	4626	3057	3360

CONTAMINANTS

	method	limit/base	current	history1	history2
Silicon	ppm	ASTM D5185m >25	7	7	7
Sodium	ppm	ASTM D5185m	6	5	3
Potassium	ppm	ASTM D5185m >20	4	8	6

INFRA-RED

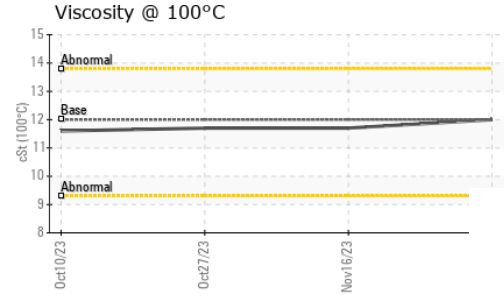
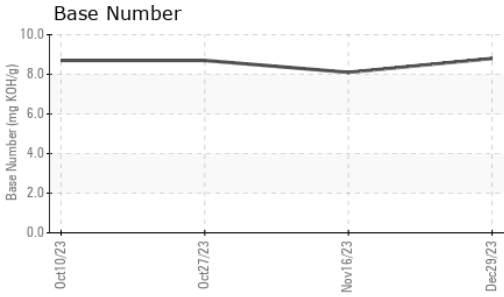
	method	limit/base	current	history1	history2
Soot %	%	*ASTM D7844 >4	0.1	0.2	0.2
Nitration	Abs/cm	*ASTM D7624 >20	6.9	8.7	7.7
Sulfation	Abs/.1mm	*ASTM D7415 >30	19.2	20.4	19.8

FLUID DEGRADATION

	method	limit/base	current	history1	history2
Oxidation	Abs/.1mm	*ASTM D7414 >25	16.6	18.5	17.6
Base Number (BN)	mg KOH/g	ASTM D2896	8.8	8.1	8.7



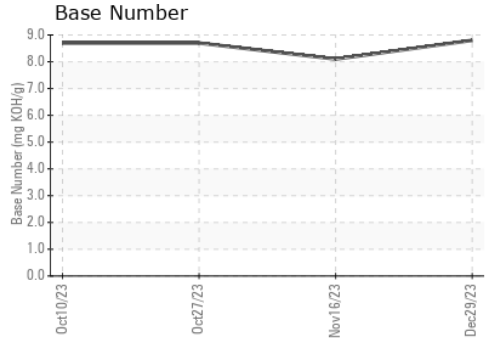
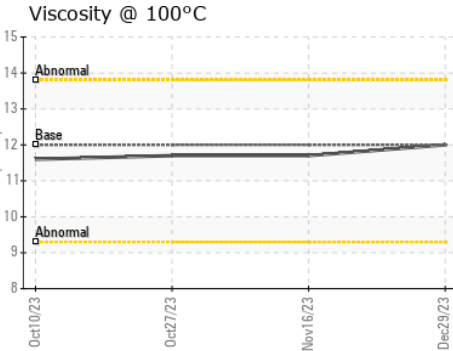
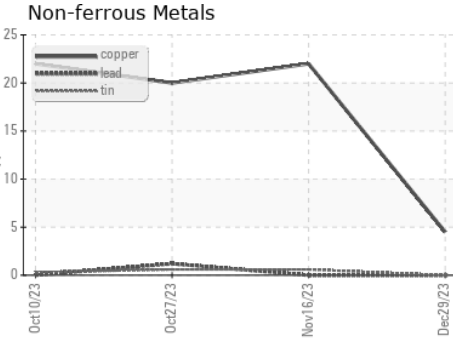
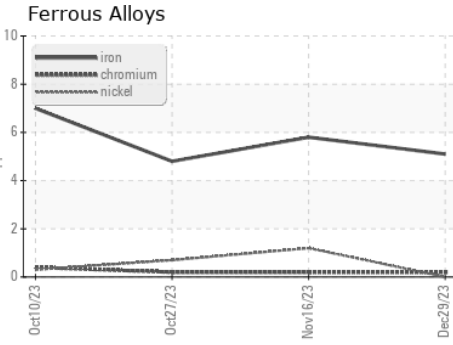
OIL ANALYSIS REPORT



PARAMETER	method	limit/base	current	history1	history2
White Metal	scalar	*Visual	NONE	NONE	NONE
Yellow Metal	scalar	*Visual	NONE	NONE	NONE
Precipitate	scalar	*Visual	NONE	NONE	NONE
Silt	scalar	*Visual	NONE	NONE	NONE
Debris	scalar	*Visual	NONE	NONE	NONE
Sand/Dirt	scalar	*Visual	NONE	NONE	NONE
Appearance	scalar	*Visual	NORML	NORML	NORML
Odor	scalar	*Visual	NORML	NORML	NORML
Emulsified Water	scalar	*Visual	>0.2	NEG	NEG
Free Water	scalar	*Visual		NEG	NEG

FLUID PROPERTIES	method	limit/base	current	history1	history2
Visc @ 100°C	cSt	ASTM D445	12.00	12.0	11.7

GRAPHS



Laboratory : WearCheck USA - 501 Madison Ave., Cary, NC 27513
Sample No. : GFL0102496 **Received** : 09 Jan 2024
Lab Number : 06055777 **Diagnosed** : 10 Jan 2024
Unique Number : 10821726 **Diagnostician** : Jonathan Hester
Test Package : FLEET

GFL Environmental - 837 - Harrison TS
 22820 S State Route 291
 Harrisonville, MO
 US 64701
 Contact: BRYAN SWANSON
 bryanswanson@gflenv.com

Certificate L2367
 To discuss this sample report, contact Customer Service at 1-800-237-1369.
 * - Denotes test methods that are outside of the ISO 17025 scope of accreditation.
 Statements of conformity to specifications are based on the simple acceptance decision rule (JCGM 106:2012)