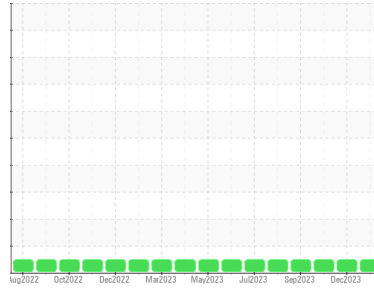


OIL ANALYSIS REPORT

Sample Rating Trend

NORMAL



Machine Id
Nancy 3

Component
Compressor

Fluid
PETRO CANADA SENTRON LD 3000 (--- GAL)

DIAGNOSIS

Recommendation

Resample at the next service interval to monitor.

Wear

All component wear rates are normal.

Contamination

There is no indication of any contamination in the component.

Fluid Condition

The AN level is acceptable for this fluid. The condition of the oil is suitable for further service.

SAMPLE INFORMATION

	method	limit/base	current	history1	history2
Sample Number	Client Info		PCA0111884	PCA0111886	PCA0111878
Sample Date	Client Info		02 Jan 2024	01 Dec 2023	07 Nov 2023
Machine Age	hrs	Client Info	141727	140960	140387
Oil Age	hrs	Client Info	13836	13069	12496
Oil Changed		Client Info	Not Changed	Not Changed	Not Changed
Sample Status			NORMAL	NORMAL	NORMAL

CONTAMINATION

	method	limit/base	current	history1	history2
Water	WC Method	>0.1	NEG	NEG	NEG

WEAR METALS

	method	limit/base	current	history1	history2
Iron	ppm	ASTM D5185m >50	<1	1	0
Chromium	ppm	ASTM D5185m >10	0	<1	0
Nickel	ppm	ASTM D5185m	0	<1	0
Titanium	ppm	ASTM D5185m	0	<1	0
Silver	ppm	ASTM D5185m	0	0	0
Aluminum	ppm	ASTM D5185m >25	2	1	<1
Lead	ppm	ASTM D5185m >25	0	<1	0
Copper	ppm	ASTM D5185m >50	0	<1	0
Tin	ppm	ASTM D5185m >15	0	<1	<1
Vanadium	ppm	ASTM D5185m	0	0	0
Cadmium	ppm	ASTM D5185m	0	<1	0

ADDITIVES

	method	limit/base	current	history1	history2
Boron	ppm	ASTM D5185m 5	0	0	0
Barium	ppm	ASTM D5185m 1	0	11	0
Molybdenum	ppm	ASTM D5185m 2	<1	1	0
Manganese	ppm	ASTM D5185m 1	0	<1	0
Magnesium	ppm	ASTM D5185m 5	9	8	9
Calcium	ppm	ASTM D5185m 1220	1250	1238	1226
Phosphorus	ppm	ASTM D5185m 298	315	296	275
Zinc	ppm	ASTM D5185m 350	321	336	330
Sulfur	ppm	ASTM D5185m 1995	2518	2875	2347

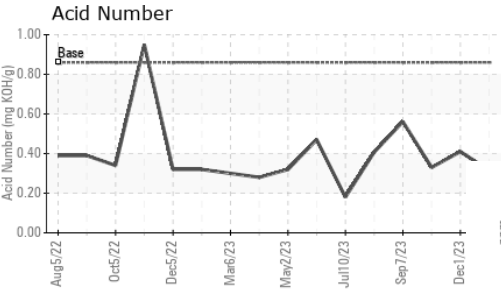
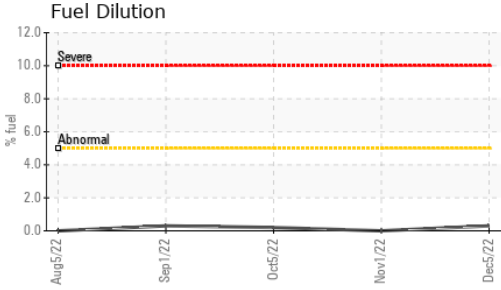
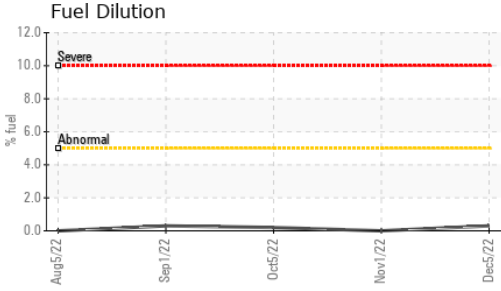
CONTAMINANTS

	method	limit/base	current	history1	history2
Silicon	ppm	ASTM D5185m >25	5	4	3
Sodium	ppm	ASTM D5185m	0	0	0
Potassium	ppm	ASTM D5185m >20	1	1	0

FLUID DEGRADATION

	method	limit/base	current	history1	history2
Acid Number (AN)	mg KOH/g	ASTM D8045 0.86	0.315	0.41	0.33



OIL ANALYSIS REPORT



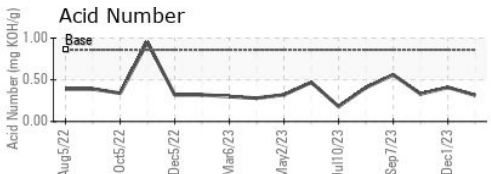
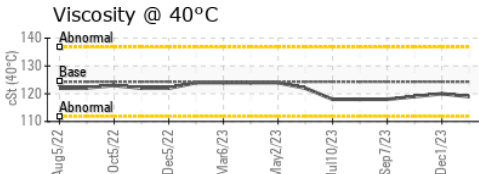
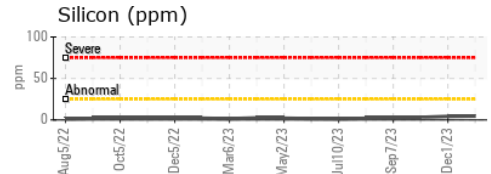
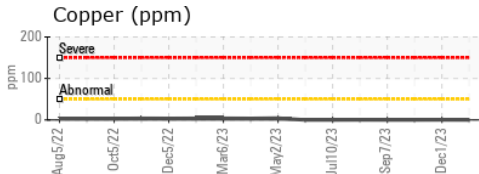
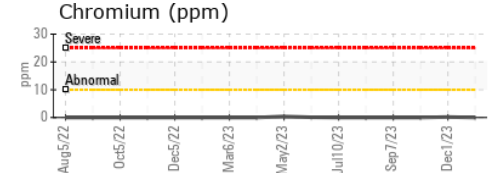
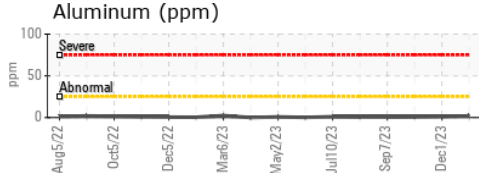
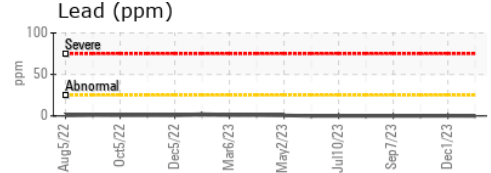
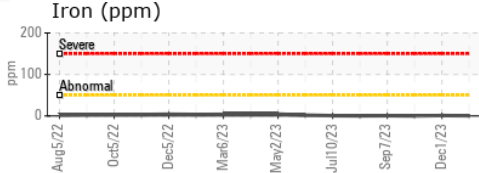
VISUAL	method	limit/base	current	history1	history2
White Metal	scalar	*Visual	NONE	NONE	NONE
Yellow Metal	scalar	*Visual	NONE	NONE	NONE
Precipitate	scalar	*Visual	NONE	NONE	NONE
Silt	scalar	*Visual	NONE	NONE	NONE
Debris	scalar	*Visual	NONE	NONE	NONE
Sand/Dirt	scalar	*Visual	NONE	NONE	NONE
Appearance	scalar	*Visual	NORML	NORML	NORML
Odor	scalar	*Visual	NORML	NORML	NORML
Emulsified Water	scalar	*Visual	>0.1	NEG	NEG
Free Water	scalar	*Visual		NEG	NEG

FLUID PROPERTIES	method	limit/base	current	history1	history2
Visc @ 40°C	cSt	ASTM D445	124.3	119	120

SAMPLE IMAGES	method	limit/base	current	history1	history2
---------------	--------	------------	---------	----------	----------

Color				no image	no image
Bottom				no image	no image

GRAPHS



Certificate L2367

Laboratory : WearCheck USA - 501 Madison Ave., Cary, NC 27513
Sample No. : PCA0111884 **Recieved** : 10 Jan 2024
Lab Number : 06057397 **Diagnosed** : 12 Jan 2024
Unique Number : 10823346 **Diagnostician** : Don Baldrige
Test Package : MOB 2 (Additional Tests: FuelDilution)

ENERVEST OPERATING - NANCY
 2466 NANCY HOLLOW
 HAYS, VA
 US 24256
 Contact: Service Manager

To discuss this sample report, contact Customer Service at 1-800-237-1369.

* - Denotes test methods that are outside of the ISO 17025 scope of accreditation.

Statements of conformity to specifications are based on the simple acceptance decision rule (JCGM 106:2012)

T:
F: