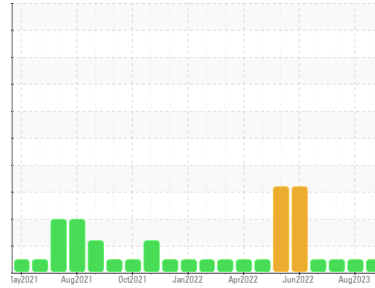


OIL ANALYSIS REPORT

Sample Rating Trend



NORMAL



Machine Id
830020

Component
Natural Gas Engine

Fluid
PETRO CANADA DURON GEO LD 15W40 (36 QTS)

DIAGNOSIS

Recommendation

Resample at the next service interval to monitor.

Wear

All component wear rates are normal.

Contamination

There is no indication of any contamination in the oil.

Fluid Condition

The BN result indicates that there is suitable alkalinity remaining in the oil. The condition of the oil is suitable for further service.

SAMPLE INFORMATION

	method	limit/base	current	history1	history2
Sample Number	Client Info		PCA0101765	PCA0101737	PCA0074704
Sample Date	Client Info		09 Jan 2024	07 Aug 2023	13 Mar 2023
Machine Age	hrs	Client Info	7457	6461	5271
Oil Age	hrs	Client Info	996	1190	1054
Oil Changed	Client Info		Changed	Changed	Changed
Sample Status			NORMAL	NORMAL	NORMAL

CONTAMINATION

	method	limit/base	current	history1	history2
Water	WC Method	>0.1	NEG	NEG	NEG

WEAR METALS

	method	limit/base	current	history1	history2
Iron	ppm	ASTM D5185m >50	10	16	18
Chromium	ppm	ASTM D5185m >4	2	2	2
Nickel	ppm	ASTM D5185m >2	1	<1	<1
Titanium	ppm	ASTM D5185m	0	0	0
Silver	ppm	ASTM D5185m >3	0	0	0
Aluminum	ppm	ASTM D5185m >9	3	<1	2
Lead	ppm	ASTM D5185m >30	<1	0	2
Copper	ppm	ASTM D5185m >35	<1	1	2
Tin	ppm	ASTM D5185m >4	<1	<1	0
Vanadium	ppm	ASTM D5185m	<1	0	0
Cadmium	ppm	ASTM D5185m	0	0	0

ADDITIVES

	method	limit/base	current	history1	history2
Boron	ppm	ASTM D5185m 50	3	6	<1
Barium	ppm	ASTM D5185m 5	0	0	<1
Molybdenum	ppm	ASTM D5185m 50	49	54	52
Manganese	ppm	ASTM D5185m 0	1	1	1
Magnesium	ppm	ASTM D5185m 560	561	606	554
Calcium	ppm	ASTM D5185m 1510	1632	1753	1594
Phosphorus	ppm	ASTM D5185m 780	734	751	686
Zinc	ppm	ASTM D5185m 870	1015	1040	962
Sulfur	ppm	ASTM D5185m 2040	2360	3049	2991

CONTAMINANTS

	method	limit/base	current	history1	history2
Silicon	ppm	ASTM D5185m >+100	5	10	7
Sodium	ppm	ASTM D5185m	4	8	6
Potassium	ppm	ASTM D5185m >20	0	<1	0

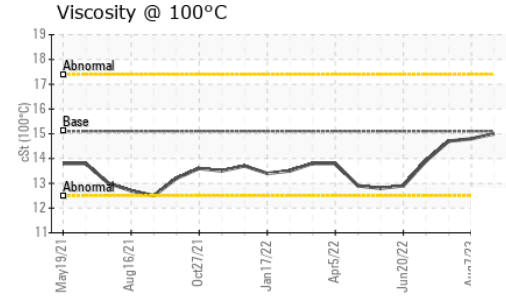
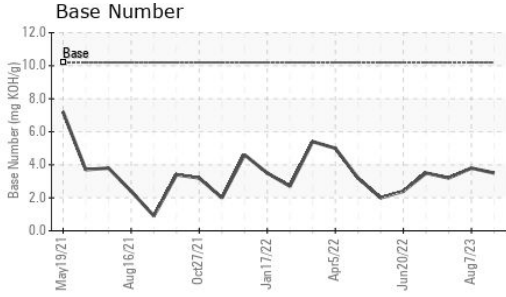
INFRA-RED

	method	limit/base	current	history1	history2
Soot %	%	*ASTM D7844	0	0	0.1
Nitration	Abs/cm	*ASTM D7624 >20	12.0	10.7	11.5
Sulfation	Abs/.1mm	*ASTM D7415 >30	24.8	22.2	25.9

FLUID DEGRADATION

	method	limit/base	current	history1	history2
Oxidation	Abs/.1mm	*ASTM D7414 >25	20.6	18.2	20.7
Base Number (BN)	mg KOH/g	ASTM D2896 10.2	3.5	3.8	3.2

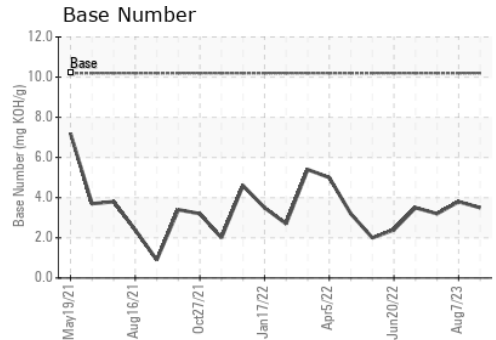
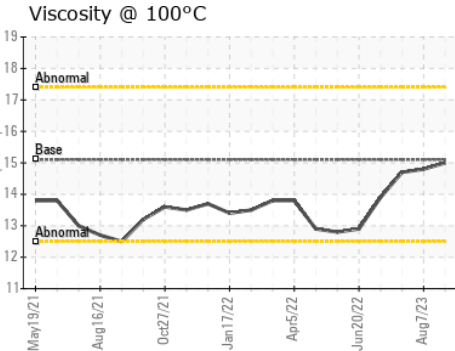
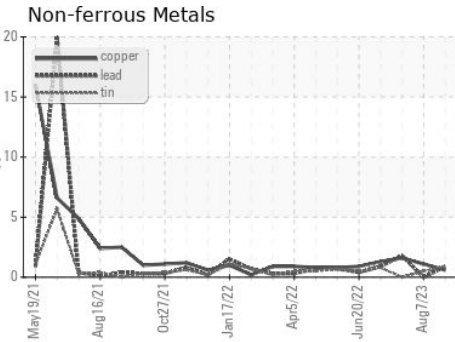
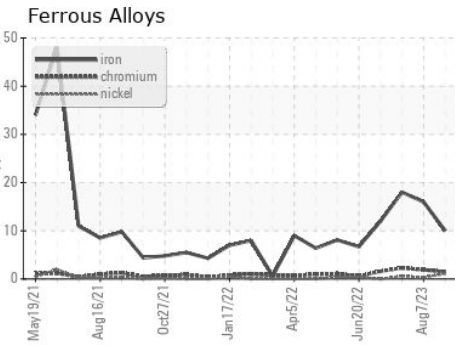
OIL ANALYSIS REPORT



VISUAL	method	limit/base	current	history1	history2
White Metal	scalar	*Visual	NONE	NONE	NONE
Yellow Metal	scalar	*Visual	NONE	NONE	NONE
Precipitate	scalar	*Visual	NONE	NONE	NONE
Silt	scalar	*Visual	NONE	NONE	NONE
Debris	scalar	*Visual	NONE	NONE	NONE
Sand/Dirt	scalar	*Visual	NONE	NONE	NONE
Appearance	scalar	*Visual	NORML	NORML	NORML
Odor	scalar	*Visual	NORML	NORML	NORML
Emulsified Water	scalar	*Visual	>0.1	NEG	NEG
Free Water	scalar	*Visual		NEG	NEG

FLUID PROPERTIES	method	limit/base	current	history1	history2	
Visc @ 100°C	cSt	ASTM D445	15.1	15.0	14.8	14.7

GRAPHS



Certificate L2367

Laboratory : WearCheck USA - 501 Madison Ave., Cary, NC 27513
Sample No. : PCA0101765 **Recieved** : 11 Jan 2024
Lab Number : **06057872** **Diagnosed** : 12 Jan 2024
Unique Number : 10829254 **Diagnostician** : Wes Davis
Test Package : FLEET

GFL Environmental - 002 - Vance-Granville
 241 Vanco Mill Rd
 Henderson, NC
 US 27537
 Contact: Cameron King
 cameron.king@gflenv.com
 T: (252)438-5333
 F: (252)431-1635

To discuss this sample report, contact Customer Service at 1-800-237-1369.

* - Denotes test methods that are outside of the ISO 17025 scope of accreditation.

Statements of conformity to specifications are based on the simple acceptance decision rule (JCGM 106:2012)