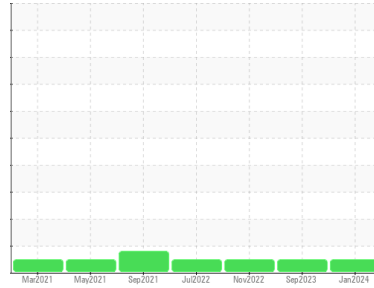


OIL ANALYSIS REPORT

Sample Rating Trend

NORMAL

 Machine Id
2026839

 Component
Diesel Engine

 Fluid
PETRO CANADA DURON SHP 10W30 (40 QTS)
DIAGNOSIS
Recommendation

Resample at the next service interval to monitor.

Wear

All component wear rates are normal.

Contamination

There is no indication of any contamination in the oil.

Fluid Condition

The BN result indicates that there is suitable alkalinity remaining in the oil. The condition of the oil is suitable for further service.

SAMPLE INFORMATION

	method	limit/base	current	history1	history2
Sample Number	Client Info		PCA0108062	PCA0101105	PCA0085159
Sample Date	Client Info		11 Jan 2024	05 Sep 2023	28 Nov 2022
Machine Age	mls	Client Info	335250	298688	217532
Oil Age	mls	Client Info	40000	40000	40000
Oil Changed	Client Info		N/A	Changed	Changed
Sample Status			NORMAL	NORMAL	NORMAL

CONTAMINATION

	method	limit/base	current	history1	history2
Fuel	WC Method	>6.0	<1.0	<1.0	<1.0
Water	WC Method	>0.2	NEG	NEG	NEG
Glycol	WC Method		NEG	NEG	NEG

WEAR METALS

	method	limit/base	current	history1	history2
Iron	ppm	ASTM D5185m >100	36	34	23
Chromium	ppm	ASTM D5185m >20	<1	0	<1
Nickel	ppm	ASTM D5185m >2	<1	0	<1
Titanium	ppm	ASTM D5185m	0	0	0
Silver	ppm	ASTM D5185m >2	0	0	0
Aluminum	ppm	ASTM D5185m >25	4	3	2
Lead	ppm	ASTM D5185m >40	<1	1	2
Copper	ppm	ASTM D5185m >330	7	8	11
Tin	ppm	ASTM D5185m >15	<1	1	1
Vanadium	ppm	ASTM D5185m	<1	<1	0
Cadmium	ppm	ASTM D5185m	0	0	0

ADDITIVES

	method	limit/base	current	history1	history2
Boron	ppm	ASTM D5185m 2	1	0	1
Barium	ppm	ASTM D5185m 0	0	0	0
Molybdenum	ppm	ASTM D5185m 50	61	61	59
Manganese	ppm	ASTM D5185m 0	<1	<1	<1
Magnesium	ppm	ASTM D5185m 950	1005	935	944
Calcium	ppm	ASTM D5185m 1050	1139	1166	1212
Phosphorus	ppm	ASTM D5185m 995	1048	965	974
Zinc	ppm	ASTM D5185m 1180	1288	1207	1245
Sulfur	ppm	ASTM D5185m 2600	3110	3363	3366

CONTAMINANTS

	method	limit/base	current	history1	history2
Silicon	ppm	ASTM D5185m >25	5	4	5
Sodium	ppm	ASTM D5185m	1	2	2
Potassium	ppm	ASTM D5185m >20	3	<1	6

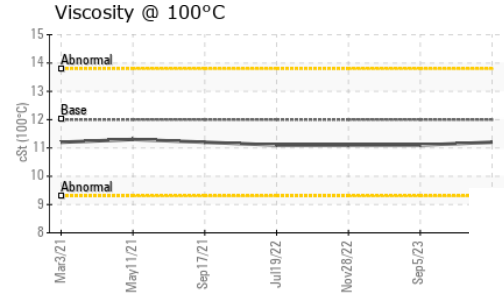
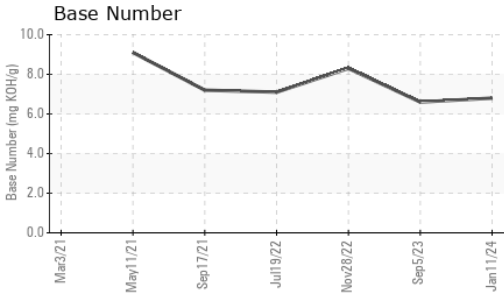
INFRA-RED

	method	limit/base	current	history1	history2
Soot %	%	*ASTM D7844 >3	0.4	0.4	0.5
Nitration	Abs/cm	*ASTM D7624 >20	9.5	9.4	10.0
Sulfation	Abs/.1mm	*ASTM D7415 >30	20.0	19.5	21.4

FLUID DEGRADATION

	method	limit/base	current	history1	history2
Oxidation	Abs/.1mm	*ASTM D7414 >25	16.4	14.9	16.7
Base Number (BN)	mg KOH/g	ASTM D2896	6.8	6.6	8.3

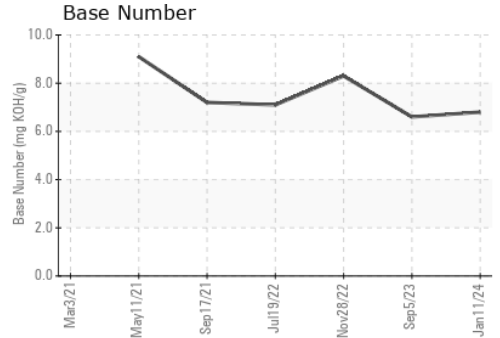
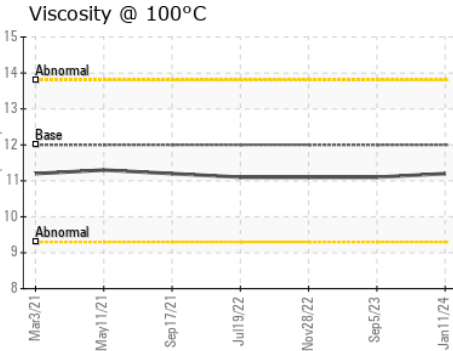
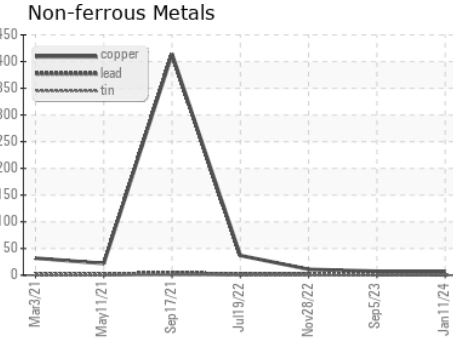
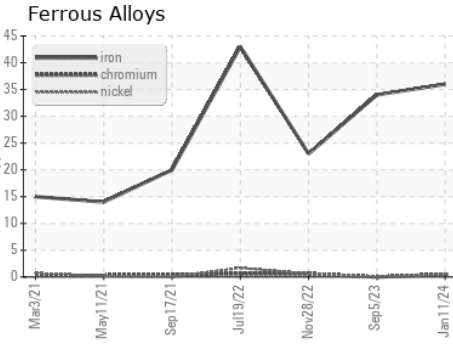
OIL ANALYSIS REPORT



VISUAL	method	limit/base	current	history1	history2
White Metal	scalar	*Visual	NONE	NONE	NONE
Yellow Metal	scalar	*Visual	NONE	NONE	NONE
Precipitate	scalar	*Visual	NONE	NONE	NONE
Silt	scalar	*Visual	NONE	NONE	NONE
Debris	scalar	*Visual	NONE	NONE	NONE
Sand/Dirt	scalar	*Visual	NONE	NONE	NONE
Appearance	scalar	*Visual	NORML	NORML	NORML
Odor	scalar	*Visual	NORML	NORML	NORML
Emulsified Water	scalar	*Visual	>0.2	NEG	NEG
Free Water	scalar	*Visual		NEG	NEG

FLUID PROPERTIES	method	limit/base	current	history1	history2
Visc @ 100°C	cSt	ASTM D445	12.00	11.2	11.1

GRAPHS



Certificate L2367

Laboratory : WearCheck USA - 501 Madison Ave., Cary, NC 27513
Sample No. : PCA0108062 **Recieved** : 17 Jan 2024
Lab Number : 06062331 **Diagnosed** : 18 Jan 2024
Unique Number : 10833713 **Diagnostician** : Wes Davis
Test Package : FLEET

PERDUE FARMS - Lewiston
 210 GRIFFINS QUARTER RD
 LEWISTON, NC
 US 27849
 Contact: NELSON WALLACE
 nelson.wallace2@perdue.com

To discuss this sample report, contact Customer Service at 1-800-237-1369.
 * - Denotes test methods that are outside of the ISO 17025 scope of accreditation.
 Statements of conformity to specifications are based on the simple acceptance decision rule (JCGM 106:2012)