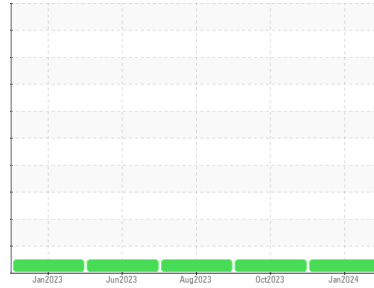




OIL ANALYSIS REPORT

Sample Rating Trend

NORMAL



Machine Id
820037-251

Component
Diesel Engine

Fluid
PETRO CANADA DURON SHP 15W40 (--- LTR)

DIAGNOSIS

Recommendation

Resample at the next service interval to monitor.

Wear

All component wear rates are normal.

Contamination

There is no indication of any contamination in the oil.

Fluid Condition

The BN result indicates that there is suitable alkalinity remaining in the oil. The condition of the oil is suitable for further service.

SAMPLE INFORMATION

	method	limit/base	current	history1	history2
Sample Number	Client Info		GFL0066157	GFL0066139	GFL0066130
Sample Date	Client Info		08 Jan 2024	23 Oct 2023	10 Aug 2023
Machine Age	hrs	Client Info	9795	9276	8741
Oil Age	hrs	Client Info	600	600	600
Oil Changed	Client Info		Changed	Changed	Changed
Sample Status			NORMAL	NORMAL	NORMAL

CONTAMINATION

	method	limit/base	current	history1	history2
Fuel	WC Method	>5	<1.0	<1.0	<1.0
Water	WC Method	>0.2	NEG	NEG	NEG
Glycol	WC Method		NEG	NEG	NEG

WEAR METALS

	method	limit/base	current	history1	history2
Iron	ppm	ASTM D5185m >110	8	3	12
Chromium	ppm	ASTM D5185m >4	<1	1	<1
Nickel	ppm	ASTM D5185m >2	0	0	0
Titanium	ppm	ASTM D5185m	0	0	0
Silver	ppm	ASTM D5185m >2	0	0	<1
Aluminum	ppm	ASTM D5185m >25	2	2	4
Lead	ppm	ASTM D5185m >45	<1	0	0
Copper	ppm	ASTM D5185m >85	<1	0	0
Tin	ppm	ASTM D5185m >4	0	0	0
Vanadium	ppm	ASTM D5185m	<1	0	0
Cadmium	ppm	ASTM D5185m	0	0	0

ADDITIVES

	method	limit/base	current	history1	history2
Boron	ppm	ASTM D5185m 0	8	0	11
Barium	ppm	ASTM D5185m 0	0	4	0
Molybdenum	ppm	ASTM D5185m 60	59	61	77
Manganese	ppm	ASTM D5185m 0	<1	0	0
Magnesium	ppm	ASTM D5185m 1010	952	928	1175
Calcium	ppm	ASTM D5185m 1070	1109	1055	1346
Phosphorus	ppm	ASTM D5185m 1150	1026	972	1231
Zinc	ppm	ASTM D5185m 1270	1255	1206	1647
Sulfur	ppm	ASTM D5185m 2060	3136	3012	4816

CONTAMINANTS

	method	limit/base	current	history1	history2
Silicon	ppm	ASTM D5185m >30	4	0	5
Sodium	ppm	ASTM D5185m	2	0	2
Potassium	ppm	ASTM D5185m >20	4	0	0

INFRA-RED

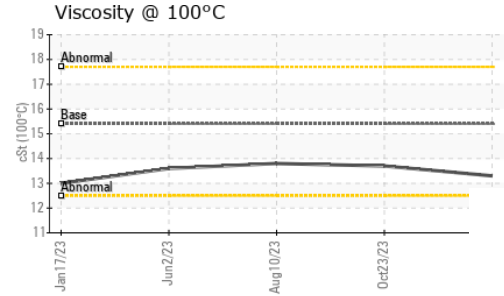
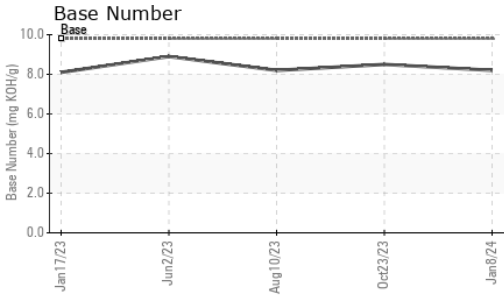
	method	limit/base	current	history1	history2
Soot %	%	*ASTM D7844 >3	0.2	0.3	0.3
Nitration	Abs/cm	*ASTM D7624 >20	6.2	7.5	7.6
Sulfation	Abs/.1mm	*ASTM D7415 >30	18.4	19.2	19.7

FLUID DEGRADATION

	method	limit/base	current	history1	history2
Oxidation	Abs/.1mm	*ASTM D7414 >25	14.3	15.4	15.6
Base Number (BN)	mg KOH/g	ASTM D2896 9.8	8.2	8.5	8.2



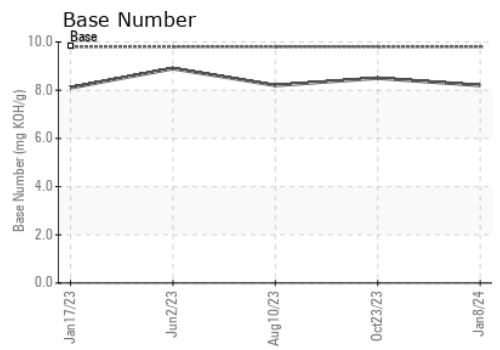
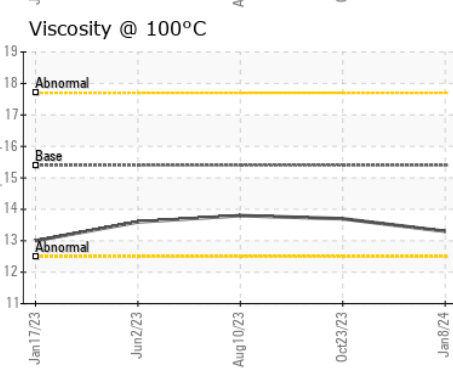
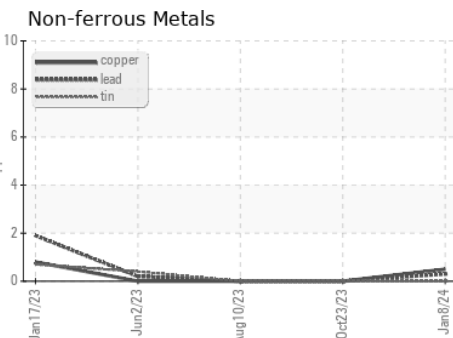
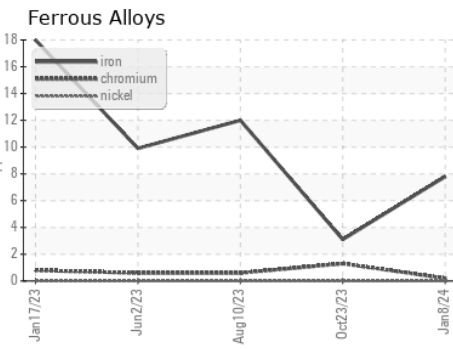
OIL ANALYSIS REPORT



VISUAL	method	limit/base	current	history1	history2
White Metal	scalar	*Visual	NONE	NONE	NONE
Yellow Metal	scalar	*Visual	NONE	NONE	NONE
Precipitate	scalar	*Visual	NONE	NONE	NONE
Silt	scalar	*Visual	NONE	NONE	NONE
Debris	scalar	*Visual	NONE	NONE	NONE
Sand/Dirt	scalar	*Visual	NONE	NONE	NONE
Appearance	scalar	*Visual	NORML	NORML	NORML
Odor	scalar	*Visual	NORML	NORML	NORML
Emulsified Water	scalar	*Visual	>0.2	NEG	NEG
Free Water	scalar	*Visual		NEG	NEG

FLUID PROPERTIES	method	limit/base	current	history1	history2	
Visc @ 100°C	cSt	ASTM D445	15.4	13.3	13.7	13.8

GRAPHS



Laboratory : WearCheck USA - 501 Madison Ave., Cary, NC 27513
Sample No. : GFL0066157 **Received** : 17 Jan 2024
Lab Number : **06062382** **Diagnosed** : 18 Jan 2024
Unique Number : 10833764 **Diagnostician** : Wes Davis
Test Package : FLEET

GFL Environmental - 904A - Thorpe
 N14985 Tieman Ave
 Thorp, WI
 US 54771
 Contact: Andy Kane
 akane@gflenv.com
 T: (715)202-3420
 F:

Certificate L2367
 To discuss this sample report, contact Customer Service at 1-800-237-1369.
 * - Denotes test methods that are outside of the ISO 17025 scope of accreditation.
 Statements of conformity to specifications are based on the simple acceptance decision rule (JCGM 106:2012)