



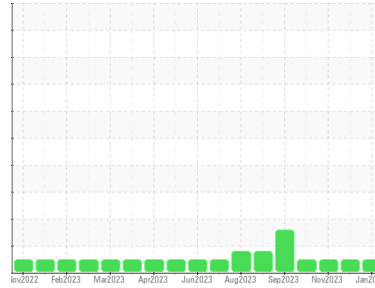
OIL ANALYSIS REPORT

Sample Rating Trend

NORMAL



Machine Id
812102
 Component
Transmission (Auto)
 Fluid
PETRO CANADA DuraDrive HD Synthetic 668 (--- GAL)



DIAGNOSIS

Recommendation

Resample at the next service interval to monitor.

Wear

All component wear rates are normal.

Contamination

There is no indication of any contamination in the oil.

Fluid Condition

The condition of the oil is acceptable for the time in service.

SAMPLE INFORMATION

	method	limit/base	current	history1	history2
Sample Number	Client Info		GFL0107188	GFL0107245	GFL0101219
Sample Date	Client Info		12 Jan 2024	22 Dec 2023	29 Nov 2023
Machine Age	hrs	Client Info	4421	4262	4099
Oil Age	hrs	Client Info	743	584	421
Oil Changed	Client Info		Not Chngd	Not Chngd	Not Chngd
Sample Status			NORMAL	NORMAL	NORMAL

CONTAMINATION

	method	limit/base	current	history1	history2
Water	WC Method	>0.1	NEG	NEG	NEG

WEAR METALS

	method	limit/base	current	history1	history2
Iron	ppm	ASTM D5185m >220	127	120	115
Chromium	ppm	ASTM D5185m >2	<1	<1	0
Nickel	ppm	ASTM D5185m >5	0	<1	0
Titanium	ppm	ASTM D5185m	0	0	0
Silver	ppm	ASTM D5185m >5	0	0	0
Aluminum	ppm	ASTM D5185m >75	42	41	40
Lead	ppm	ASTM D5185m >95	101	103	96
Copper	ppm	ASTM D5185m >60	54	53	49
Tin	ppm	ASTM D5185m >10	6	6	6
Vanadium	ppm	ASTM D5185m	0	0	<1
Cadmium	ppm	ASTM D5185m	0	0	0

ADDITIVES

	method	limit/base	current	history1	history2
Boron	ppm	ASTM D5185m	104	95	96
Barium	ppm	ASTM D5185m	4	0	0
Molybdenum	ppm	ASTM D5185m	<1	<1	0
Manganese	ppm	ASTM D5185m	2	3	3
Magnesium	ppm	ASTM D5185m	<1	2	1
Calcium	ppm	ASTM D5185m	131	133	148
Phosphorus	ppm	ASTM D5185m	312	277	314
Zinc	ppm	ASTM D5185m	0	0	9
Sulfur	ppm	ASTM D5185m	2277	1914	2182

CONTAMINANTS

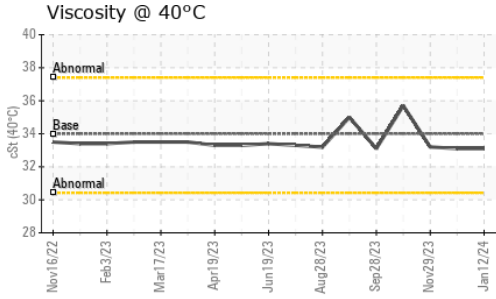
	method	limit/base	current	history1	history2
Silicon	ppm	ASTM D5185m >25	12	12	11
Sodium	ppm	ASTM D5185m	4	6	10
Potassium	ppm	ASTM D5185m >20	4	4	1

VISUAL

	method	limit/base	current	history1	history2
White Metal	scalar	*Visual NONE	NONE	NONE	NONE
Yellow Metal	scalar	*Visual NONE	NONE	NONE	NONE
Precipitate	scalar	*Visual NONE	NONE	NONE	NONE
Silt	scalar	*Visual NONE	NONE	NONE	NONE
Debris	scalar	*Visual NONE	NONE	NONE	NONE
Sand/Dirt	scalar	*Visual NONE	NONE	NONE	NONE
Appearance	scalar	*Visual NORML	NORML	NORML	NORML
Odor	scalar	*Visual NORML	NORML	NORML	NORML
Emulsified Water	scalar	*Visual >0.1	NEG	NEG	NEG
Free Water	scalar	*Visual	NEG	NEG	NEG



OIL ANALYSIS REPORT

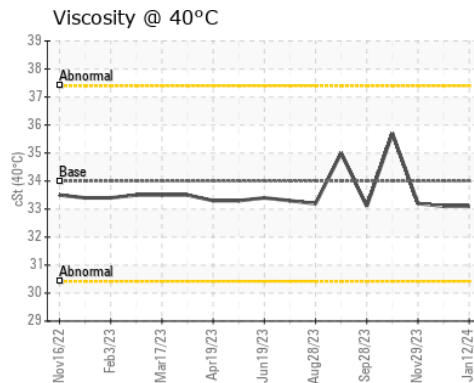
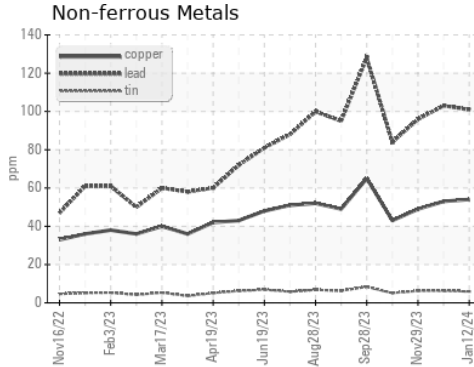
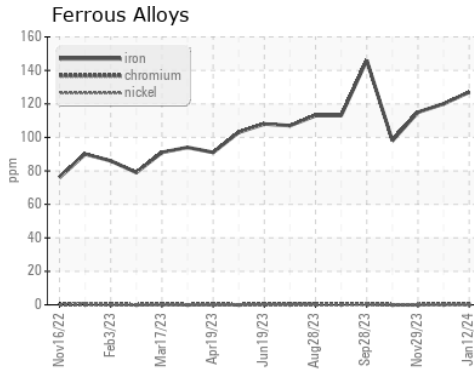


FLUID PROPERTIES		method	limit/base	current	history1	history2
Visc @ 40°C	cSt	ASTM D445	34	33.1	33.1	33.2

SAMPLE IMAGES		method	limit/base	current	history1	history2
---------------	--	--------	------------	---------	----------	----------

Color		no image	no image	no image
Bottom		no image	no image	no image

GRAPHS



Certificate L2367

Laboratory : WearCheck USA - 501 Madison Ave., Cary, NC 27513
Sample No. : GFL0107188 **Received** : 18 Jan 2024
Lab Number : 06064636 **Diagnosed** : 21 Jan 2024
Unique Number : 10836018 **Diagnostician** : Don Baldrige
Test Package : FLEET

GFL Environmental - 010 - Stockbridge
 1280 Rum Creek Parkway
 Stockbridge, GA
 US 30281
 Contact: JOSHUA TINKER
 joshuatinker@gflenv.com

To discuss this sample report, contact Customer Service at 1-800-237-1369.

* - Denotes test methods that are outside of the ISO 17025 scope of accreditation.

Statements of conformity to specifications are based on the simple acceptance decision rule (JCGM 106:2012)

T:
F: