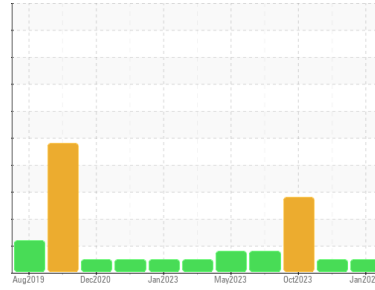




OIL ANALYSIS REPORT

Sample Rating Trend



NORMAL



Area
(85J1TW)
Machine Id
729054-361497
Component
Diesel Engine
Fluid
PETRO CANADA DURON SHP 15W40 (--- GAL)

DIAGNOSIS

Recommendation

Resample at the next service interval to monitor.

Wear

All component wear rates are normal.

Contamination

There is no indication of any contamination in the oil.

Fluid Condition

The BN result indicates that there is suitable alkalinity remaining in the oil. The condition of the oil is suitable for further service.

SAMPLE INFORMATION

method	limit/base	current	history1	history2
Sample Number	Client Info	GFL0098721	GFL0065494	GFL0090154
Sample Date	Client Info	16 Jan 2024	27 Oct 2023	05 Oct 2023
Machine Age	hrs	5770	150	5540
Oil Age	hrs	150	150	150
Oil Changed	Client Info	Not Chngd	Not Chngd	Not Chngd
Sample Status		NORMAL	NORMAL	SEVERE

CONTAMINATION

method	limit/base	current	history1	history2
Fuel	WC Method >3.0	<1.0	1.0	11.5
Water	WC Method >0.2	NEG	NEG	NEG
Glycol	WC Method	NEG	NEG	NEG

WEAR METALS

method	limit/base	current	history1	history2
Iron	ppm ASTM D5185m >120	2	6	25
Chromium	ppm ASTM D5185m >20	0	<1	<1
Nickel	ppm ASTM D5185m >5	0	<1	0
Titanium	ppm ASTM D5185m >2	<1	2	0
Silver	ppm ASTM D5185m >2	0	0	0
Aluminum	ppm ASTM D5185m >20	1	6	5
Lead	ppm ASTM D5185m >40	0	0	<1
Copper	ppm ASTM D5185m >330	0	<1	2
Tin	ppm ASTM D5185m >15	0	<1	<1
Vanadium	ppm ASTM D5185m	<1	<1	0
Cadmium	ppm ASTM D5185m	0	<1	0

ADDITIVES

method	limit/base	current	history1	history2
Boron	ppm ASTM D5185m 0	1	1	8
Barium	ppm ASTM D5185m 0	0	<1	0
Molybdenum	ppm ASTM D5185m 60	57	58	51
Manganese	ppm ASTM D5185m 0	<1	0	<1
Magnesium	ppm ASTM D5185m 1010	991	907	802
Calcium	ppm ASTM D5185m 1070	979	1003	875
Phosphorus	ppm ASTM D5185m 1150	1074	999	884
Zinc	ppm ASTM D5185m 1270	1258	1231	1063
Sulfur	ppm ASTM D5185m 2060	3224	3717	2837

CONTAMINANTS

method	limit/base	current	history1	history2
Silicon	ppm ASTM D5185m >25	4	4	9
Sodium	ppm ASTM D5185m	2	12	36
Potassium	ppm ASTM D5185m >20	1	2	7

INFRA-RED

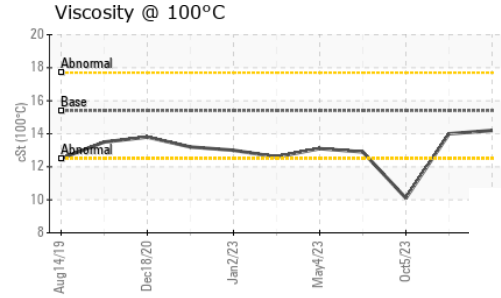
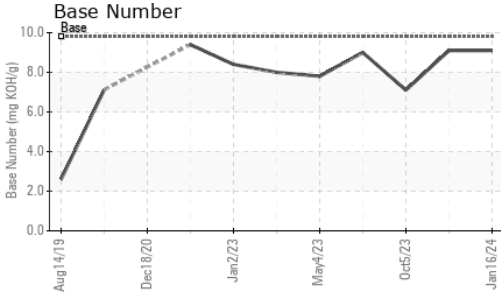
method	limit/base	current	history1	history2
Soot %	% *ASTM D7844 >4	0.1	0.1	0.8
Nitration	Abs/cm *ASTM D7624 >20	4.4	4.9	7.4
Sulfation	Abs/.1mm *ASTM D7415 >30	17.2	17.5	19.4

FLUID DEGRADATION

method	limit/base	current	history1	history2
Oxidation	Abs/.1mm *ASTM D7414 >25	13.4	13.7	14.9
Base Number (BN)	mg KOH/g ASTM D2896 9.8	9.1	9.1	7.1



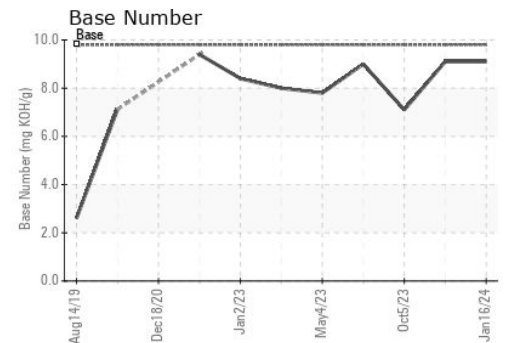
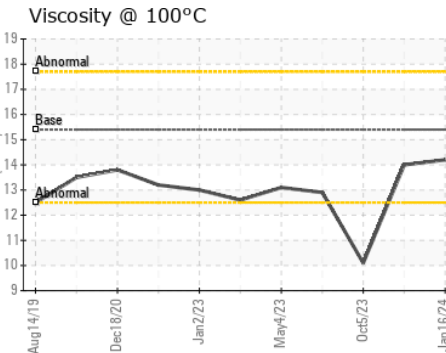
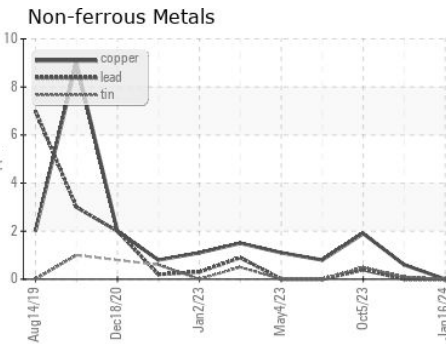
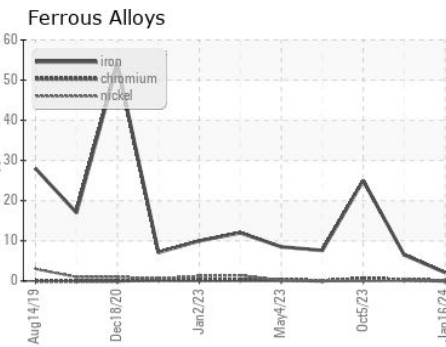
OIL ANALYSIS REPORT



PARAMETER	method	limit/base	current	history1	history2
White Metal	scalar	*Visual	NONE	NONE	NONE
Yellow Metal	scalar	*Visual	NONE	NONE	NONE
Precipitate	scalar	*Visual	NONE	NONE	NONE
Silt	scalar	*Visual	NONE	NONE	NONE
Debris	scalar	*Visual	NONE	NONE	NONE
Sand/Dirt	scalar	*Visual	NONE	NONE	NONE
Appearance	scalar	*Visual	NORML	NORML	NORML
Odor	scalar	*Visual	NORML	NORML	NORML
Emulsified Water	scalar	*Visual	>0.2	NEG	NEG
Free Water	scalar	*Visual		NEG	NEG

PARAMETER	method	limit/base	current	history1	history2
Visc @ 100°C	cSt	ASTM D445	15.4	14.2	14.0

GRAPHS



Certificate L2367

Laboratory : WearCheck USA - 501 Madison Ave., Cary, NC 27513
 Sample No. : GFL0098721 Recieved : 18 Jan 2024
 Lab Number : 06064854 Diagnosed : 19 Jan 2024
 Unique Number : 10836236 Diagnostician : Wes Davis
 Test Package : FLEET

GFL Environmental - 829 - Wilco Hauling
 5054 Highway HH
 Hartville, MO
 US 65667
 Contact: James Jones
 james.jones@gflenv.com
 T: (417)349-5006
 F:

To discuss this sample report, contact Customer Service at 1-800-237-1369.

* - Denotes test methods that are outside of the ISO 17025 scope of accreditation.

Statements of conformity to specifications are based on the simple acceptance decision rule (JCGM 106:2012)