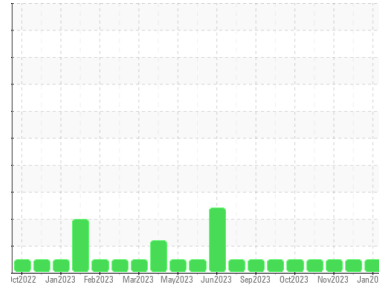




OIL ANALYSIS REPORT

Sample Rating Trend



NORMAL



Machine Id
10457

Component
Transmission (Auto)

Fluid
PETRO CANADA DuraDrive HD Synthetic 668 (--- GAL)

DIAGNOSIS

Recommendation

Resample at the next service interval to monitor.

Wear

All component wear rates are normal.

Contamination

There is no indication of any contamination in the fluid.

Fluid Condition

The condition of the fluid is acceptable for the time in service.

SAMPLE INFORMATION

method	limit/base	current	history1	history2
Sample Number	Client Info	GFL0107197	GFL0107218	GFL0097922
Sample Date	Client Info	17 Jan 2024	03 Jan 2024	14 Nov 2023
Machine Age	hrs	1657	1574	1225
Oil Age	hrs	523	392	91
Oil Changed	Client Info	Not Changed	Not Changed	Not Changed
Sample Status		NORMAL	NORMAL	NORMAL

CONTAMINATION

method	limit/base	current	history1	history2
Water	WC Method >0.1	NEG	NEG	NEG

WEAR METALS

method	limit/base	current	history1	history2
Iron	ppm ASTM D5185m >160	48	40	29
Chromium	ppm ASTM D5185m >5	<1	0	<1
Nickel	ppm ASTM D5185m >5	0	0	0
Titanium	ppm ASTM D5185m	0	0	<1
Silver	ppm ASTM D5185m >5	0	0	0
Aluminum	ppm ASTM D5185m >50	20	18	11
Lead	ppm ASTM D5185m >50	0	0	2
Copper	ppm ASTM D5185m >225	10	9	12
Tin	ppm ASTM D5185m >10	<1	<1	1
Vanadium	ppm ASTM D5185m	0	0	<1
Cadmium	ppm ASTM D5185m	0	0	0

ADDITIVES

method	limit/base	current	history1	history2
Boron	ppm ASTM D5185m	66	62	10
Barium	ppm ASTM D5185m	0	0	0
Molybdenum	ppm ASTM D5185m	0	0	2
Manganese	ppm ASTM D5185m	0	<1	<1
Magnesium	ppm ASTM D5185m	2	<1	3
Calcium	ppm ASTM D5185m	121	117	113
Phosphorus	ppm ASTM D5185m	244	212	257
Zinc	ppm ASTM D5185m	0	0	240
Sulfur	ppm ASTM D5185m	1845	1681	1179

CONTAMINANTS

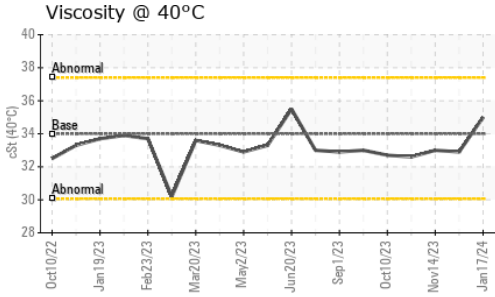
method	limit/base	current	history1	history2
Silicon	ppm ASTM D5185m >20	9	9	5
Sodium	ppm ASTM D5185m	0	3	7
Potassium	ppm ASTM D5185m >20	<1	<1	<1

VISUAL

method	limit/base	current	history1	history2
White Metal	scalar *Visual NONE	NONE	NONE	NONE
Yellow Metal	scalar *Visual NONE	NONE	NONE	NONE
Precipitate	scalar *Visual NONE	NONE	NONE	NONE
Silt	scalar *Visual NONE	NONE	NONE	NONE
Debris	scalar *Visual NONE	NONE	NONE	NONE
Sand/Dirt	scalar *Visual NONE	NONE	NONE	NONE
Appearance	scalar *Visual NORML	NORML	NORML	NORML
Odor	scalar *Visual NORML	NORML	NORML	NORML
Emulsified Water	scalar *Visual >0.1	NEG	NEG	NEG
Free Water	scalar *Visual	NEG	NEG	NEG



OIL ANALYSIS REPORT

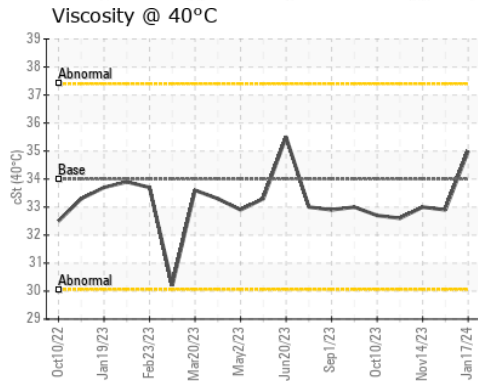
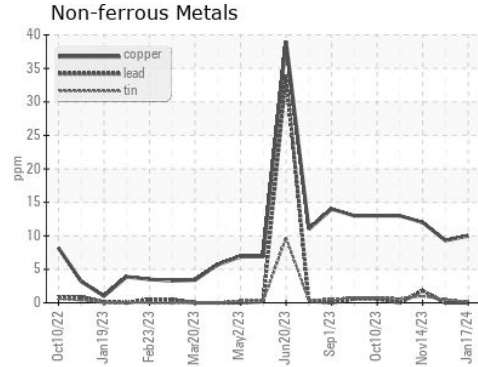
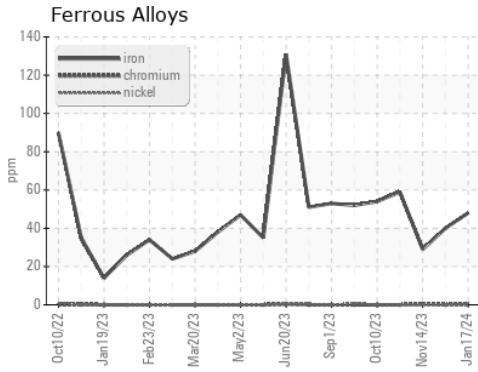


FLUID PROPERTIES		method	limit/base	current	history1	history2
Visc @ 40°C	cSt	ASTM D445	34	35.0	32.9	33.0

SAMPLE IMAGES		method	limit/base	current	history1	history2
---------------	--	--------	------------	---------	----------	----------

Color					no image	no image	no image
Bottom					no image	no image	no image

GRAPHS



Certificate L2367

Laboratory : WearCheck USA - 501 Madison Ave., Cary, NC 27513
Sample No. : GFL0107197
Lab Number : 06066026
Unique Number : 10842703
Test Package : FLEET

GFL Environmental - 010 - Stockbridge
 1280 Rum Creek Parkway
 Stockbridge, GA
 US 30281
 Contact: JOSHUA TINKER
 joshuatinker@gflenv.com

To discuss this sample report, contact Customer Service at 1-800-237-1369.

* - Denotes test methods that are outside of the ISO 17025 scope of accreditation.

Statements of conformity to specifications are based on the simple acceptance decision rule (JCGM 106:2012)

T:
F: