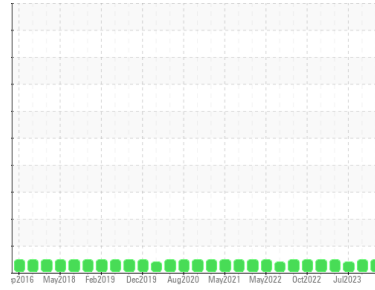


OIL ANALYSIS REPORT

Sample Rating Trend

NORMAL



Machine Id
100 DISTRIBUTION L-3 100 DISTRIBUTION
 Component
Gearbox
 Fluid
PETRO CANADA ENDURATEX EP 460 (15 GAL)

DIAGNOSIS

Recommendation

Resample at the next service interval to monitor.

Wear

All component wear rates are normal.

Contamination

There is no indication of any contamination in the oil.

Fluid Condition

The AN level is acceptable for this fluid. The condition of the oil is suitable for further service.

SAMPLE INFORMATION

	method	limit/base	current	history1	history2
Sample Number	Client Info		PCA0116716	PCA0091824	PCA0091861
Sample Date	Client Info		12 Jan 2024	10 Oct 2023	27 Jul 2023
Machine Age	hrs	Client Info	0	0	0
Oil Age	hrs	Client Info	0	0	0
Oil Changed	Client Info		N/A	N/A	N/A
Sample Status			NORMAL	NORMAL	ABNORMAL

CONTAMINATION

	method	limit/base	current	history1	history2
Water	WC Method	>0.2	NEG	NEG	NEG

WEAR METALS

	method	limit/base	current	history1	history2
PQ	ASTM D8184		32	19	26
Iron	ppm	ASTM D5185m >200	73	53	80
Chromium	ppm	ASTM D5185m >15	1	1	<1
Nickel	ppm	ASTM D5185m >15	0	<1	0
Titanium	ppm	ASTM D5185m	0	<1	<1
Silver	ppm	ASTM D5185m	0	0	0
Aluminum	ppm	ASTM D5185m >25	0	<1	0
Lead	ppm	ASTM D5185m >100	0	2	<1
Copper	ppm	ASTM D5185m >200	3	3	4
Tin	ppm	ASTM D5185m >25	0	<1	<1
Vanadium	ppm	ASTM D5185m	<1	0	0
Cadmium	ppm	ASTM D5185m	0	<1	0

ADDITIVES

	method	limit/base	current	history1	history2
Boron	ppm	ASTM D5185m 55	20	21	20
Barium	ppm	ASTM D5185m 0	0	1	0
Molybdenum	ppm	ASTM D5185m 0	1	1	2
Manganese	ppm	ASTM D5185m 0	<1	<1	<1
Magnesium	ppm	ASTM D5185m 2	0	<1	<1
Calcium	ppm	ASTM D5185m 6	0	3	13
Phosphorus	ppm	ASTM D5185m 240	436	374	425
Zinc	ppm	ASTM D5185m 3	0	7	12
Sulfur	ppm	ASTM D5185m 10310	5922	6328	6554

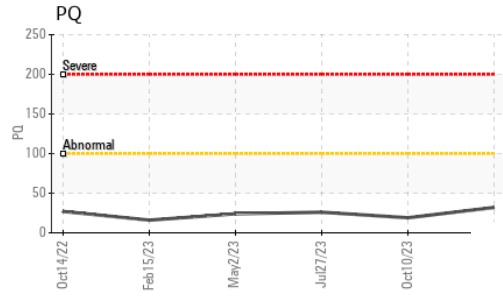
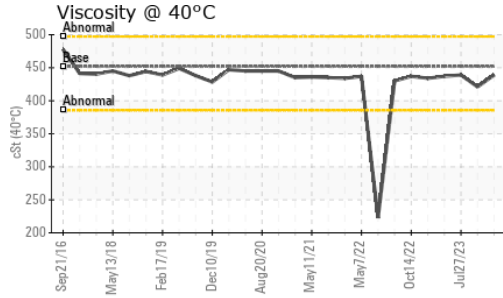
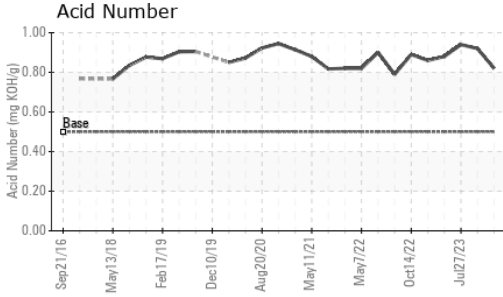
CONTAMINANTS

	method	limit/base	current	history1	history2
Silicon	ppm	ASTM D5185m >50	3	3	4
Sodium	ppm	ASTM D5185m	1	0	0
Potassium	ppm	ASTM D5185m >20	1	2	2

FLUID DEGRADATION

	method	limit/base	current	history1	history2
Acid Number (AN)	mg KOH/g	ASTM D8045 0.5	0.82	0.92	0.94


OIL ANALYSIS REPORT



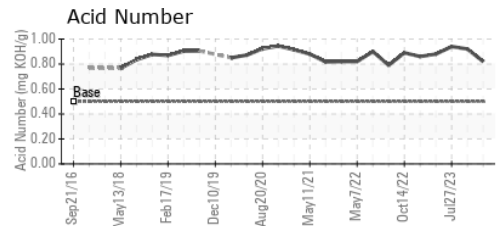
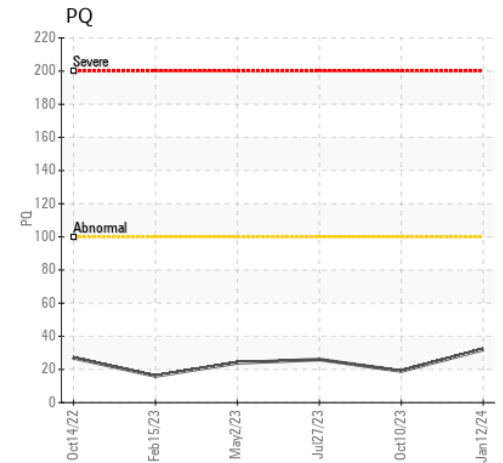
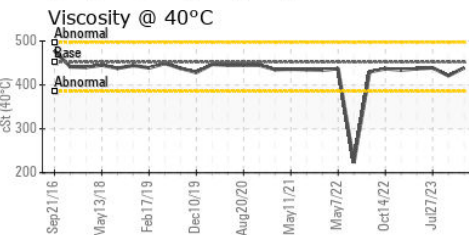
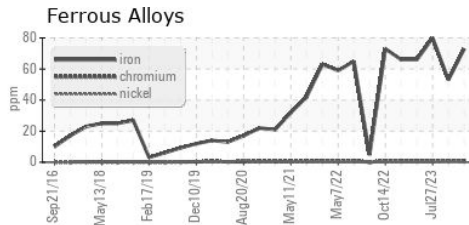
VISUAL	method	limit/base	current	history1	history2
White Metal	scalar	*Visual	NONE	NONE	MODER
Yellow Metal	scalar	*Visual	NONE	NONE	NONE
Precipitate	scalar	*Visual	NONE	NONE	NONE
Silt	scalar	*Visual	NONE	NONE	MODER
Debris	scalar	*Visual	NONE	NONE	▲ MODER
Sand/Dirt	scalar	*Visual	NONE	NONE	NONE
Appearance	scalar	*Visual	NORML	NORML	NORML
Odor	scalar	*Visual	NORML	NORML	NORML
Emulsified Water	scalar	*Visual	>0.2	NEG	NEG
Free Water	scalar	*Visual		NEG	NEG

FLUID PROPERTIES	method	limit/base	current	history1	history2
Visc @ 40°C	cSt	ASTM D445	452	439	421

SAMPLE IMAGES	method	limit/base	current	history1	history2
---------------	--------	------------	---------	----------	----------



GRAPHS



Certificate L2367

Laboratory : WearCheck USA - 501 Madison Ave., Cary, NC 27513
Sample No. : PCA0116716 **Recieved** : 19 Jan 2024
Lab Number : 06066279 **Diagnosed** : 22 Jan 2024
Unique Number : 10842956 **Diagnostician** : Wes Davis
Test Package : PLANT

CERTAINTED VINYL PLANT
 2651 PENNY RD
 CLAREMONT, NC
 US 28613
 Contact: BRUCE JAMES
 bruce.a.james@saint-gobain.com
 T: (828)459-3320
 F: (828)459-3329

To discuss this sample report, contact Customer Service at 1-800-237-1369.

* - Denotes test methods that are outside of the ISO 17025 scope of accreditation.

Statements of conformity to specifications are based on the simple acceptance decision rule (JCGM 106:2012)