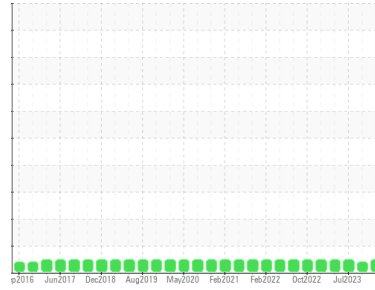


OIL ANALYSIS REPORT

Sample Rating Trend

NORMAL



Machine Id
EISEN BEISS L-5 100 REDUCTION

Component
Gearbox
Fluid
PETRO CANADA ENDURATEX EP 220 (300 GAL)

DIAGNOSIS

Recommendation

Resample at the next service interval to monitor.

Wear

All component wear rates are normal.

Contamination

There is no indication of any contamination in the oil.

Fluid Condition

The AN level is acceptable for this fluid. The condition of the oil is suitable for further service.

SAMPLE INFORMATION

method	limit/base	current	history1	history2
Sample Number	Client Info	PCA0116713	PCA0091828	PCA0091857
Sample Date	Client Info	12 Jan 2024	09 Oct 2023	26 Jul 2023
Machine Age	hrs	Client Info	0	0
Oil Age	hrs	Client Info	0	0
Oil Changed	Client Info	N/A	N/A	N/A
Sample Status		NORMAL	ABNORMAL	NORMAL

CONTAMINATION

method	limit/base	current	history1	history2
Water	WC Method >0.2	NEG	NEG	NEG

WEAR METALS

method	limit/base	current	history1	history2
PQ	ASTM D8184	16	20	15
Iron	ppm ASTM D5185m >200	5	8	8
Chromium	ppm ASTM D5185m >15	0	<1	<1
Nickel	ppm ASTM D5185m >15	0	<1	<1
Titanium	ppm ASTM D5185m	0	<1	<1
Silver	ppm ASTM D5185m	0	0	0
Aluminum	ppm ASTM D5185m >25	0	<1	2
Lead	ppm ASTM D5185m >100	<1	<1	<1
Copper	ppm ASTM D5185m >200	0	<1	<1
Tin	ppm ASTM D5185m >25	0	<1	0
Vanadium	ppm ASTM D5185m	<1	0	0
Cadmium	ppm ASTM D5185m	0	<1	0

ADDITIVES

method	limit/base	current	history1	history2
Boron	ppm ASTM D5185m 60	29	32	25
Barium	ppm ASTM D5185m 0	0	<1	0
Molybdenum	ppm ASTM D5185m 0	0	<1	0
Manganese	ppm ASTM D5185m 0	0	<1	0
Magnesium	ppm ASTM D5185m 0	0	<1	0
Calcium	ppm ASTM D5185m 0	10	23	20
Phosphorus	ppm ASTM D5185m 270	429	413	414
Zinc	ppm ASTM D5185m 0	0	0	0
Sulfur	ppm ASTM D5185m 11200	6064	6943	6270

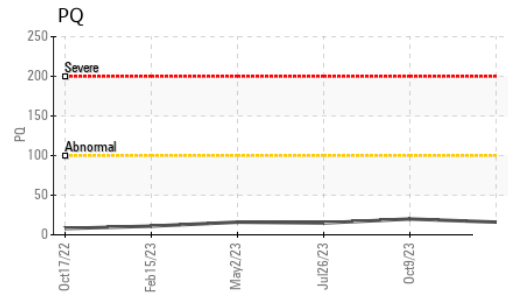
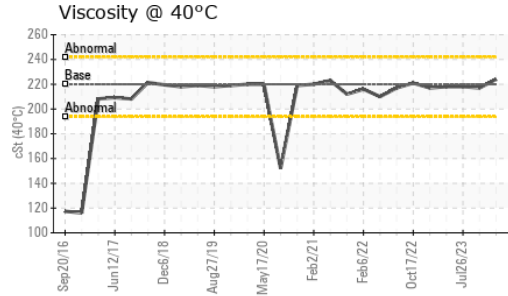
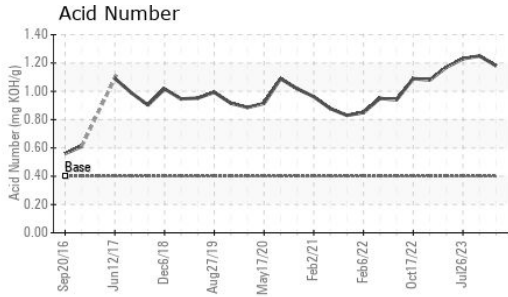
CONTAMINANTS

method	limit/base	current	history1	history2
Silicon	ppm ASTM D5185m >50	0	1	1
Sodium	ppm ASTM D5185m	<1	0	3
Potassium	ppm ASTM D5185m >20	1	2	2

FLUID DEGRADATION

method	limit/base	current	history1	history2
Acid Number (AN)	mg KOH/g ASTM D8045 0.40	1.18	1.25	1.23


OIL ANALYSIS REPORT



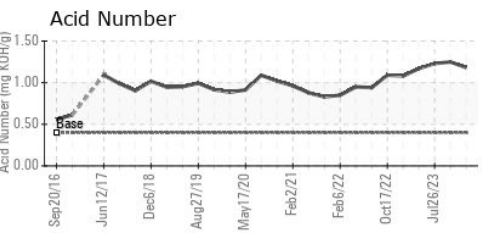
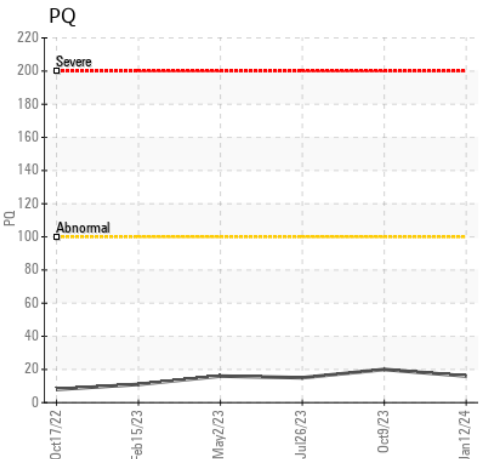
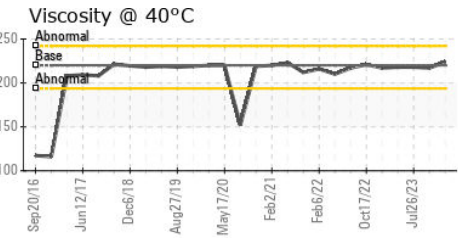
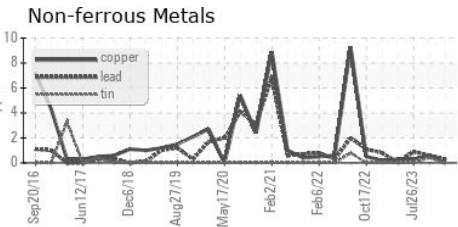
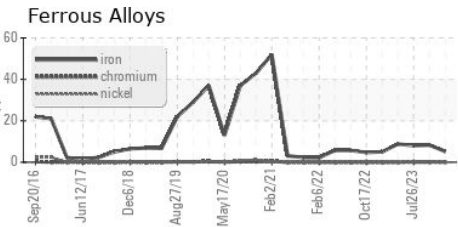
VISUAL	method	limit/base	current	history1	history2
White Metal	scalar	*Visual	NONE	NONE	NONE
Yellow Metal	scalar	*Visual	NONE	NONE	NONE
Precipitate	scalar	*Visual	NONE	NONE	NONE
Silt	scalar	*Visual	NONE	NONE	NONE
Debris	scalar	*Visual	NONE	NONE	NONE
Sand/Dirt	scalar	*Visual	NONE	NONE	NONE
Appearance	scalar	*Visual	NORML	NORML	NORML
Odor	scalar	*Visual	NORML	NORML	NORML
Emulsified Water	scalar	*Visual	>0.2	NEG	NEG
Free Water	scalar	*Visual		NEG	NEG

FLUID PROPERTIES	method	limit/base	current	history1	history2
Visc @ 40°C	cSt	ASTM D445 220	224	217	218

SAMPLE IMAGES	method	limit/base	current	history1	history2
---------------	--------	------------	---------	----------	----------



GRAPHS



Certificate L2367

Laboratory : WearCheck USA - 501 Madison Ave., Cary, NC 27513
Sample No. : PCA0116713 **Recieved** : 19 Jan 2024
Lab Number : 06066282 **Diagnosed** : 22 Jan 2024
Unique Number : 10842959 **Diagnostician** : Wes Davis
Test Package : PLANT

CERTAINTED VINYL PLANT
 2651 PENNY RD
 CLAREMONT, NC
 US 28613
 Contact: BRUCE JAMES
 bruce.a.james@saint-gobain.com
 T: (828)459-3320
 F: (828)459-3329

To discuss this sample report, contact Customer Service at 1-800-237-1369.

* - Denotes test methods that are outside of the ISO 17025 scope of accreditation.

Statements of conformity to specifications are based on the simple acceptance decision rule (JCGM 106:2012)