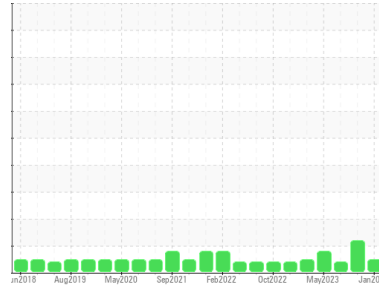


OIL ANALYSIS REPORT

Sample Rating Trend



NORMAL

Machine Id
L-5 62 DISTRIBUTION

Component
Gearbox

Fluid
PETRO CANADA ENDURATEX EP 460 (5 GAL)

DIAGNOSIS

Recommendation

Resample at the next service interval to monitor.

Wear

All component wear rates are normal.

Contamination

There is no indication of any contamination in the oil.

Fluid Condition

The AN level is acceptable for this fluid. The condition of the oil is suitable for further service.

SAMPLE INFORMATION

	method	limit/base	current	history1	history2
Sample Number	Client Info		PCA0116711	PCA0091830	PCA0091858
Sample Date	Client Info		12 Jan 2024	09 Oct 2023	26 Jul 2023
Machine Age	hrs	Client Info	0	0	0
Oil Age	hrs	Client Info	0	0	0
Oil Changed	Client Info		N/A	N/A	N/A
Sample Status			NORMAL	ABNORMAL	ABNORMAL

CONTAMINATION

	method	limit/base	current	history1	history2
Water	WC Method	>0.2	NEG	NEG	NEG

WEAR METALS

	method	limit/base	current	history1	history2
PQ	ASTM D8184		12	20	16
Iron	ppm	ASTM D5185m >200	2	4	5
Chromium	ppm	ASTM D5185m >15	0	<1	<1
Nickel	ppm	ASTM D5185m >15	0	<1	<1
Titanium	ppm	ASTM D5185m	0	<1	<1
Silver	ppm	ASTM D5185m	0	0	0
Aluminum	ppm	ASTM D5185m >25	0	<1	2
Lead	ppm	ASTM D5185m >100	0	<1	0
Copper	ppm	ASTM D5185m >200	<1	1	1
Tin	ppm	ASTM D5185m >25	0	<1	<1
Vanadium	ppm	ASTM D5185m	<1	0	<1
Cadmium	ppm	ASTM D5185m	0	<1	0

ADDITIVES

	method	limit/base	current	history1	history2
Boron	ppm	ASTM D5185m 55	15	15	25
Barium	ppm	ASTM D5185m 0	0	<1	0
Molybdenum	ppm	ASTM D5185m 0	0	<1	0
Manganese	ppm	ASTM D5185m 0	0	<1	0
Magnesium	ppm	ASTM D5185m 2	0	0	0
Calcium	ppm	ASTM D5185m 6	0	2	3
Phosphorus	ppm	ASTM D5185m 240	440	420	583
Zinc	ppm	ASTM D5185m 3	0	0	<1
Sulfur	ppm	ASTM D5185m 10310	5922	6613	8810

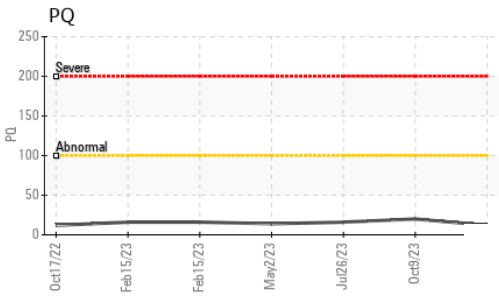
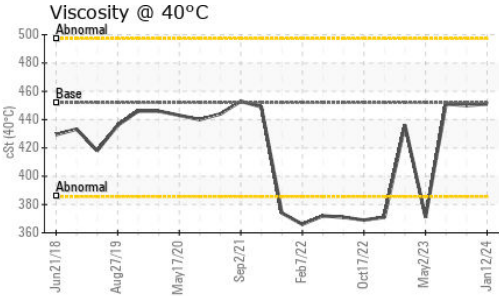
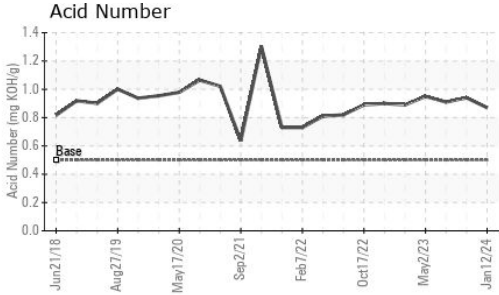
CONTAMINANTS

	method	limit/base	current	history1	history2
Silicon	ppm	ASTM D5185m >50	<1	2	2
Sodium	ppm	ASTM D5185m	<1	0	5
Potassium	ppm	ASTM D5185m >20	1	1	1

FLUID DEGRADATION

	method	limit/base	current	history1	history2
Acid Number (AN)	mg KOH/g	ASTM D8045 0.5	0.87	0.94	0.91


OIL ANALYSIS REPORT



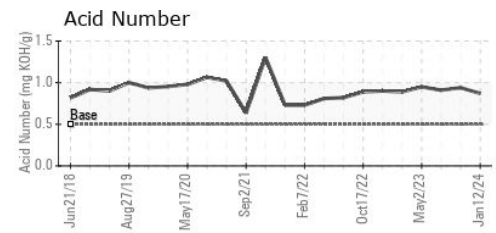
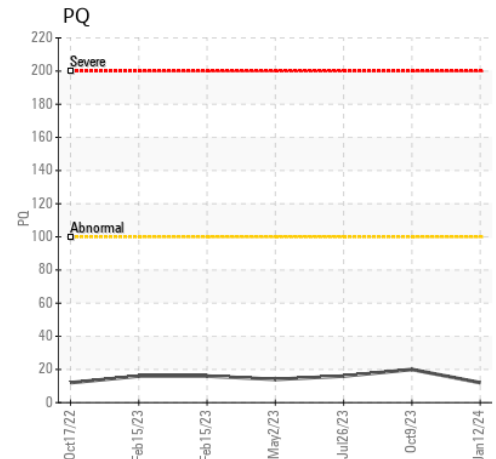
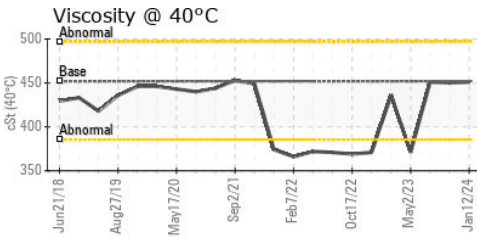
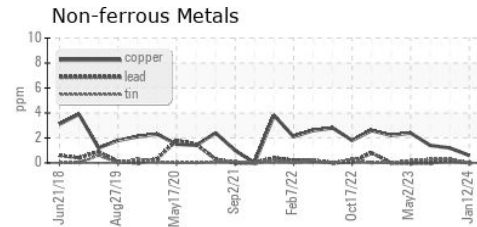
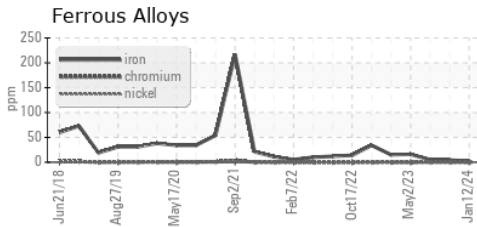
VISUAL	method	limit/base	current	history1	history2	
White Metal	scalar	*Visual	NONE	NONE	▲ HEAVY	NONE
Yellow Metal	scalar	*Visual	NONE	NONE	NONE	NONE
Precipitate	scalar	*Visual	NONE	NONE	NONE	NONE
Silt	scalar	*Visual	NONE	NONE	NONE	NONE
Debris	scalar	*Visual	NONE	LIGHT	NONE	▲ MODER
Sand/Dirt	scalar	*Visual	NONE	NONE	NONE	NONE
Appearance	scalar	*Visual	NORML	NORML	NORML	NORML
Odor	scalar	*Visual	NORML	NORML	NORML	NORML
Emulsified Water	scalar	*Visual	>0.2	NEG	NEG	NEG
Free Water	scalar	*Visual		NEG	NEG	NEG

FLUID PROPERTIES	method	limit/base	current	history1	history2	
Visc @ 40°C	cSt	ASTM D445	452	451	450	451

SAMPLE IMAGES	method	limit/base	current	history1	history2
---------------	--------	------------	---------	----------	----------



GRAPHS



Certificate L2367

Laboratory : WearCheck USA - 501 Madison Ave., Cary, NC 27513
Sample No. : PCA0116711 **Recieved** : 19 Jan 2024
Lab Number : 06066283 **Diagnosed** : 22 Jan 2024
Unique Number : 10842960 **Diagnostician** : Wes Davis
Test Package : PLANT

CERTAINTED VINYL PLANT
 2651 PENNY RD
 CLAREMONT, NC
 US 28613
 Contact: BRUCE JAMES
 bruce.a.james@saint-gobain.com
 T: (828)459-3320
 F: (828)459-3329

To discuss this sample report, contact Customer Service at 1-800-237-1369.

* - Denotes test methods that are outside of the ISO 17025 scope of accreditation.

Statements of conformity to specifications are based on the simple acceptance decision rule (JCGM 106:2012)