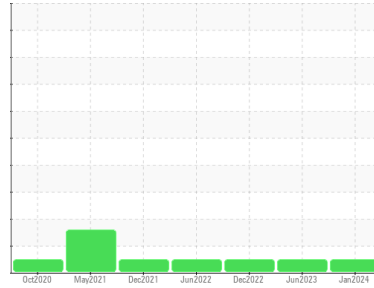


OIL ANALYSIS REPORT

Sample Rating Trend



NORMAL



Machine Id
DT718

Component
Rear Differential

Fluid
CHEVRON DELO SYNTHETIC GEAR 75W90 (--- QTS)

DIAGNOSIS

Recommendation

Resample at the next service interval to monitor.

Wear

All component wear rates are normal.

Contamination

There is no indication of any contamination in the oil.

Fluid Condition

The condition of the oil is acceptable for the time in service.

SAMPLE INFORMATION

	method	limit/base	current	history1	history2
Sample Number	Client Info		PCA0096909	PCA0096928	PCA0080908
Sample Date	Client Info		05 Jan 2024	01 Jun 2023	13 Dec 2022
Machine Age	mls	Client Info	183554	156290	135156
Oil Age	mls	Client Info	27264	156290	135156
Oil Changed	Client Info		Not Chngd	Changed	Not Chngd
Sample Status			NORMAL	NORMAL	NORMAL

CONTAMINATION

	method	limit/base	current	history1	history2
Water	WC Method	>.2	NEG	NEG	NEG

WEAR METALS

	method	limit/base	current	history1	history2
Iron	ppm	ASTM D5185m >500	49	182	170
Chromium	ppm	ASTM D5185m >10	<1	1	1
Nickel	ppm	ASTM D5185m >10	0	1	<1
Titanium	ppm	ASTM D5185m	0	<1	<1
Silver	ppm	ASTM D5185m	0	0	0
Aluminum	ppm	ASTM D5185m >25	1	1	3
Lead	ppm	ASTM D5185m >25	0	0	0
Copper	ppm	ASTM D5185m >100	<1	1	1
Tin	ppm	ASTM D5185m >10	0	<1	1
Vanadium	ppm	ASTM D5185m	<1	0	0
Cadmium	ppm	ASTM D5185m	0	0	0

ADDITIVES

	method	limit/base	current	history1	history2
Boron	ppm	ASTM D5185m	198	264	251
Barium	ppm	ASTM D5185m	<1	1	0
Molybdenum	ppm	ASTM D5185m	18	2	<1
Manganese	ppm	ASTM D5185m	2	7	7
Magnesium	ppm	ASTM D5185m	157	9	2
Calcium	ppm	ASTM D5185m	265	24	8
Phosphorus	ppm	ASTM D5185m	1211	1438	1433
Zinc	ppm	ASTM D5185m	237	29	18
Sulfur	ppm	ASTM D5185m	18435	29334	25056

CONTAMINANTS

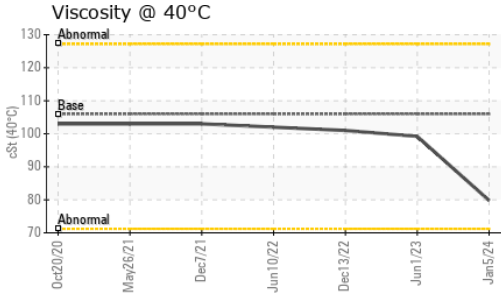
	method	limit/base	current	history1	history2
Silicon	ppm	ASTM D5185m >75	15	44	33
Sodium	ppm	ASTM D5185m	1	6	7
Potassium	ppm	ASTM D5185m >20	<1	2	1

VISUAL

	method	limit/base	current	history1	history2
White Metal	scalar	*Visual NONE	NONE	MODER	MODER
Yellow Metal	scalar	*Visual NONE	NONE	NONE	NONE
Precipitate	scalar	*Visual NONE	NONE	NONE	NONE
Silt	scalar	*Visual NONE	NONE	NONE	NONE
Debris	scalar	*Visual NONE	NONE	MODER	LIGHT
Sand/Dirt	scalar	*Visual NONE	NONE	NONE	NONE
Appearance	scalar	*Visual NORML	NORML	NORML	NORML
Odor	scalar	*Visual NORML	NORML	NORML	NORML
Emulsified Water	scalar	*Visual >.2	NEG	NEG	NEG
Free Water	scalar	*Visual	NEG	NEG	NEG



OIL ANALYSIS REPORT

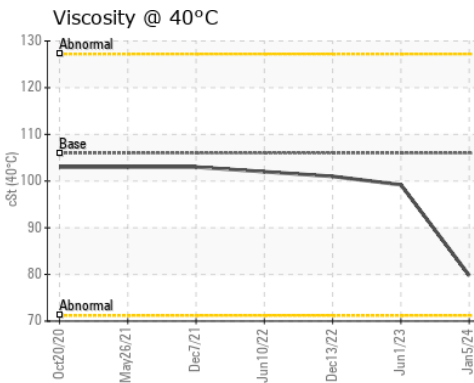
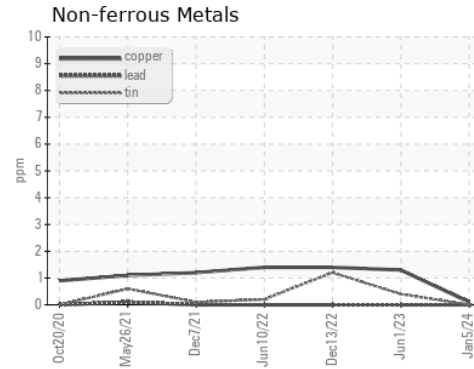
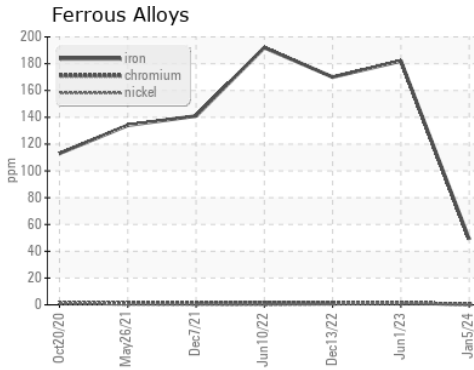


FLUID PROPERTIES		method	limit/base	current	history1	history2
Visc @ 40°C	cSt	ASTM D445	106	79.8	99.2	101

SAMPLE IMAGES		method	limit/base	current	history1	history2
---------------	--	--------	------------	---------	----------	----------

Color				no image	no image	no image
Bottom				no image	no image	no image

GRAPHS



Certificate L2367

Laboratory : WearCheck USA - 501 Madison Ave., Cary, NC 27513
Sample No. : PCA0096909 **Received** : 22 Jan 2024
Lab Number : **06067122** **Diagnosed** : 23 Jan 2024
Unique Number : 10843799 **Diagnostician** : Wes Davis
Test Package : FLEET

NW WHITE & CO - ANDERSON DIVISION
 2605 RIVER RD
 PIEDMONT, SC
 US 29673
 Contact: James Threatt
 jthreatt@nwwhite.com
 T: (864)918-4646
 F:

To discuss this sample report, contact Customer Service at 1-800-237-1369.

* - Denotes test methods that are outside of the ISO 17025 scope of accreditation.

Statements of conformity to specifications are based on the simple acceptance decision rule (JCGM 106:2012)