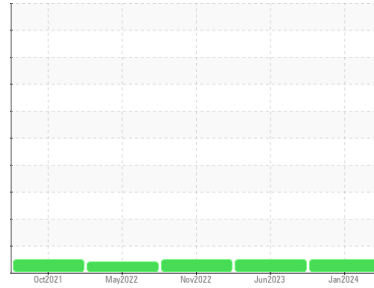


OIL ANALYSIS REPORT

Sample Rating Trend

NORMAL



Machine Id
DT792
 Component
Front Differential
 Fluid
PETRO CANADA TRAXON SYNTHETIC 75W90 (4 GAL)

DIAGNOSIS

Recommendation

Resample at the next service interval to monitor.

Wear

All component wear rates are normal.

Contamination

There is no indication of any contamination in the oil.

Fluid Condition

The condition of the oil is acceptable for the time in service.

SAMPLE INFORMATION		method	limit/base	current	history1	history2
Sample Number	Client Info			PCA0113173	PCA0096991	PCA0080965
Sample Date	Client Info			16 Jan 2024	16 Jun 2023	03 Nov 2022
Machine Age	mls	Client Info		129250	104013	77465
Oil Age	mls	Client Info		102702	26548	77465
Oil Changed	Client Info			Not Chngd	Not Chngd	Changed
Sample Status				NORMAL	NORMAL	NORMAL

CONTAMINATION		method	limit/base	current	history1	history2
Water	WC Method		>.2	NEG	NEG	NEG

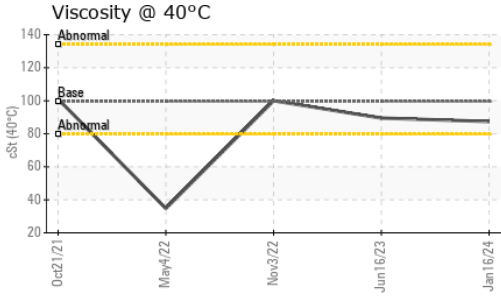
WEAR METALS		method	limit/base	current	history1	history2
Iron	ppm	ASTM D5185m	>500	66	54	160
Chromium	ppm	ASTM D5185m	>10	<1	<1	1
Nickel	ppm	ASTM D5185m	>10	0	0	0
Titanium	ppm	ASTM D5185m		0	0	<1
Silver	ppm	ASTM D5185m		0	0	0
Aluminum	ppm	ASTM D5185m	>25	<1	<1	<1
Lead	ppm	ASTM D5185m	>25	0	0	0
Copper	ppm	ASTM D5185m	>100	<1	<1	34
Tin	ppm	ASTM D5185m	>10	0	0	1
Vanadium	ppm	ASTM D5185m		<1	0	0
Cadmium	ppm	ASTM D5185m		0	<1	0

ADDITIVES		method	limit/base	current	history1	history2
Boron	ppm	ASTM D5185m	328	187	212	233
Barium	ppm	ASTM D5185m	1	0	0	2
Molybdenum	ppm	ASTM D5185m		15	18	<1
Manganese	ppm	ASTM D5185m		2	2	17
Magnesium	ppm	ASTM D5185m	1	189	192	<1
Calcium	ppm	ASTM D5185m	7	223	263	7
Phosphorus	ppm	ASTM D5185m	1145	1291	1313	1350
Zinc	ppm	ASTM D5185m	3	256	291	15
Sulfur	ppm	ASTM D5185m	17909	19566	23011	27157

CONTAMINANTS		method	limit/base	current	history1	history2
Silicon	ppm	ASTM D5185m	>75	14	13	57
Sodium	ppm	ASTM D5185m		2	0	4
Potassium	ppm	ASTM D5185m	>20	<1	<1	4

VISUAL		method	limit/base	current	history1	history2
White Metal	scalar	*Visual	NONE	NONE	NONE	NONE
Yellow Metal	scalar	*Visual	NONE	NONE	NONE	NONE
Precipitate	scalar	*Visual	NONE	NONE	NONE	NONE
Silt	scalar	*Visual	NONE	NONE	NONE	NONE
Debris	scalar	*Visual	NONE	NONE	NONE	NONE
Sand/Dirt	scalar	*Visual	NONE	NONE	NONE	NONE
Appearance	scalar	*Visual	NORML	NORML	NORML	NORML
Odor	scalar	*Visual	NORML	NORML	NORML	NORML
Emulsified Water	scalar	*Visual	>.2	NEG	NEG	NEG
Free Water	scalar	*Visual		NEG	NEG	NEG

OIL ANALYSIS REPORT

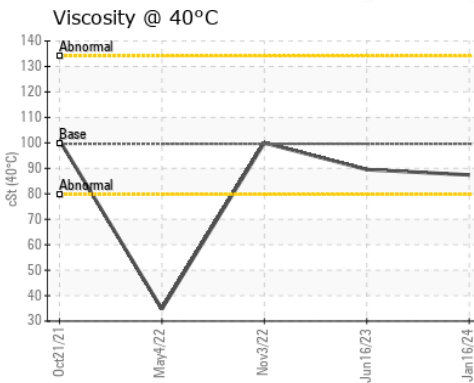
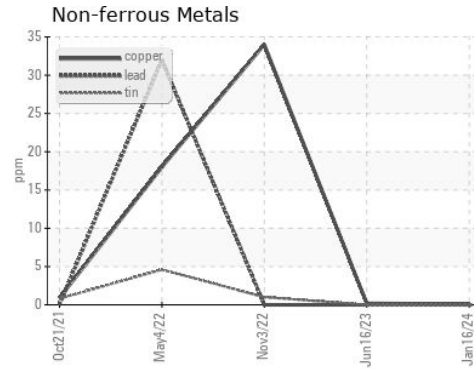
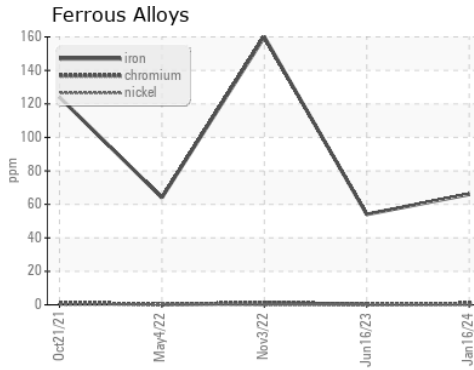


FLUID PROPERTIES	method	limit/base	current	history1	history2	
Visc @ 40°C	cSt	ASTM D445	99.6	87.4	89.5	100

SAMPLE IMAGES	method	limit/base	current	history1	history2
---------------	--------	------------	---------	----------	----------

Color		no image	no image	no image
Bottom		no image	no image	no image

GRAPHS



Certificate L2367

Laboratory : WearCheck USA - 501 Madison Ave., Cary, NC 27513
Sample No. : PCA0113173
Lab Number : **06067125**
Unique Number : 10843802
Test Package : FLEET

NW WHITE & CO - ANDERSON DIVISION
 2605 RIVER RD
 PIEDMONT, SC
 US 29673
 Contact: James Threatt
 jthreatt@nwwhite.com
 T: (864)918-4646
 F:

To discuss this sample report, contact Customer Service at 1-800-237-1369.

* - Denotes test methods that are outside of the ISO 17025 scope of accreditation.

Statements of conformity to specifications are based on the simple acceptance decision rule (JCGM 106:2012)