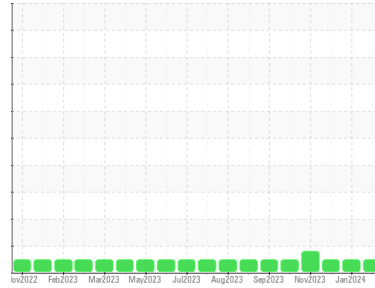




OIL ANALYSIS REPORT

Sample Rating Trend

NORMAL



Machine Id
812090

Component
Transmission (Auto)

Fluid
PETRO CANADA DuraDrive HD Synthetic 668 (--- GAL)

DIAGNOSIS

Recommendation

Resample at the next service interval to monitor.

Wear

All component wear rates are normal.

Contamination

There is no indication of any contamination in the fluid.

Fluid Condition

The condition of the fluid is acceptable for the time in service.

SAMPLE INFORMATION

method	limit/base	current	history1	history2
Sample Number	Client Info	GFL0109876	GFL0107191	GFL0107250
Sample Date	Client Info	19 Jan 2024	12 Jan 2024	18 Dec 2023
Machine Age	hrs	3329	3238	3075
Oil Age	hrs	935	844	681
Oil Changed	Client Info	Changed	Not Changd	Not Changd
Sample Status		NORMAL	NORMAL	NORMAL

CONTAMINATION

method	limit/base	current	history1	history2
Water	WC Method >0.1	NEG	NEG	NEG

WEAR METALS

method	limit/base	current	history1	history2	
Iron	ppm	ASTM D5185m >160	45	60	54
Chromium	ppm	ASTM D5185m >5	<1	<1	0
Nickel	ppm	ASTM D5185m >5	0	0	<1
Titanium	ppm	ASTM D5185m	0	0	0
Silver	ppm	ASTM D5185m >5	0	0	0
Aluminum	ppm	ASTM D5185m >50	20	24	25
Lead	ppm	ASTM D5185m >50	4	6	6
Copper	ppm	ASTM D5185m >225	13	17	16
Tin	ppm	ASTM D5185m >10	4	4	5
Vanadium	ppm	ASTM D5185m	<1	0	0
Cadmium	ppm	ASTM D5185m	0	0	0

ADDITIVES

method	limit/base	current	history1	history2	
Boron	ppm	ASTM D5185m	58	69	59
Barium	ppm	ASTM D5185m	0	3	0
Molybdenum	ppm	ASTM D5185m	<1	<1	0
Manganese	ppm	ASTM D5185m	<1	<1	1
Magnesium	ppm	ASTM D5185m	1	1	4
Calcium	ppm	ASTM D5185m	91	110	109
Phosphorus	ppm	ASTM D5185m	186	243	224
Zinc	ppm	ASTM D5185m	0	0	5
Sulfur	ppm	ASTM D5185m	1328	1450	1383

CONTAMINANTS

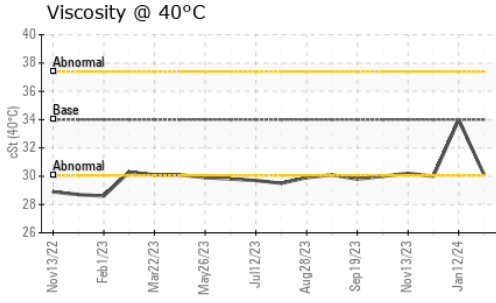
method	limit/base	current	history1	history2	
Silicon	ppm	ASTM D5185m >20	4	5	5
Sodium	ppm	ASTM D5185m	5	<1	7
Potassium	ppm	ASTM D5185m >20	3	4	4

VISUAL

method	limit/base	current	history1	history2	
White Metal	scalar	*Visual NONE	NONE	NONE	NONE
Yellow Metal	scalar	*Visual NONE	NONE	NONE	NONE
Precipitate	scalar	*Visual NONE	NONE	NONE	NONE
Silt	scalar	*Visual NONE	NONE	NONE	NONE
Debris	scalar	*Visual NONE	NONE	NONE	NONE
Sand/Dirt	scalar	*Visual NONE	NONE	NONE	NONE
Appearance	scalar	*Visual NORML	NORML	NORML	NORML
Odor	scalar	*Visual NORML	NORML	NORML	NORML
Emulsified Water	scalar	*Visual >0.1	NEG	NEG	NEG
Free Water	scalar	*Visual	NEG	NEG	NEG



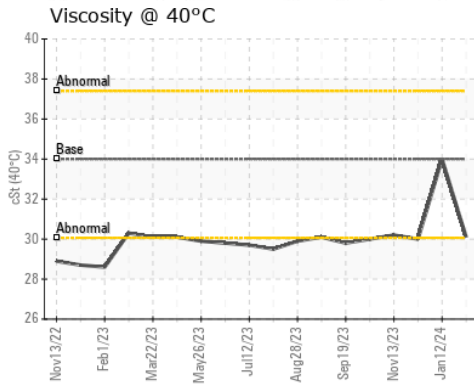
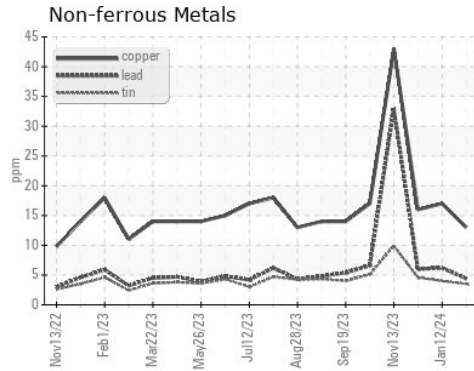
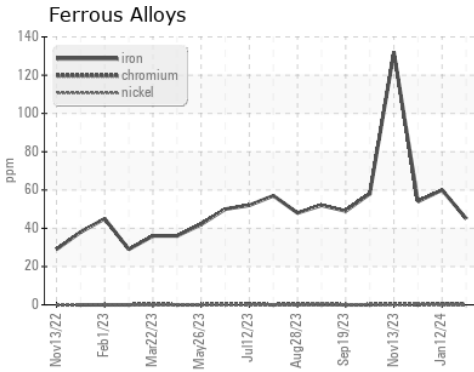
OIL ANALYSIS REPORT



FLUID PROPERTIES		method	limit/base	current	history1	history2
Visc @ 40°C	cSt	ASTM D445	34	30.1	34.0	30.0

SAMPLE IMAGES		method	limit/base	current	history1	history2
Color					no image	no image
Bottom					no image	no image

GRAPHS



Certificate L2367

Laboratory : WearCheck USA - 501 Madison Ave., Cary, NC 27513
Sample No. : GFL0109876
Lab Number : 06067147
Unique Number : 10843824
Test Package : FLEET

GFL Environmental - 010 - Stockbridge
 1280 Rum Creek Parkway
 Stockbridge, GA
 US 30281
 Contact: JOSHUA TINKER
 joshuatinker@gflenv.com

To discuss this sample report, contact Customer Service at 1-800-237-1369.

* - Denotes test methods that are outside of the ISO 17025 scope of accreditation.

Statements of conformity to specifications are based on the simple acceptance decision rule (JCGM 106:2012)

T:
F: