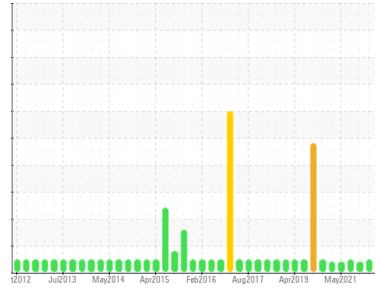


OIL ANALYSIS REPORT



Area
KEMP QUARRIES / HULBERT
Machine Id
WL068
Component
Transmission (Manual)
Fluid
PETRO CANADA PRODURO TO-4 SAE 30 (--- GAL)

Sample Rating Trend



NORMAL



DIAGNOSIS

Recommendation

Resample at the next service interval to monitor.

Wear

All component wear rates are normal.

Contamination

There is no indication of any contamination in the fluid.

Fluid Condition

The condition of the fluid is acceptable for the time in service.

SAMPLE INFORMATION

method	limit/base	current	history1	history2
Sample Number	Client Info	PCA0109295	PCA0086439	PCA0086165
Sample Date	Client Info	05 Jan 2024	05 Jul 2023	04 Mar 2023
Machine Age	hrs	24725	23571	23003
Oil Age	hrs	0	23571	0
Oil Changed	Client Info	Changed	N/A	Not Changd
Sample Status		NORMAL	NORMAL	ABNORMAL

CONTAMINATION

method	limit/base	current	history1	history2
Water	WC Method >0.1	NEG	NEG	NEG

WEAR METALS

method	limit/base	current	history1	history2
Iron	ppm ASTM D5185m >200	62	10	32
Chromium	ppm ASTM D5185m >5	0	3	<1
Nickel	ppm ASTM D5185m >5	0	<1	0
Titanium	ppm ASTM D5185m	<1	<1	<1
Silver	ppm ASTM D5185m >7	<1	0	0
Aluminum	ppm ASTM D5185m >25	10	4	3
Lead	ppm ASTM D5185m >45	<1	<1	0
Copper	ppm ASTM D5185m >225	87	2	54
Tin	ppm ASTM D5185m >10	<1	0	0
Antimony	ppm ASTM D5185m	---	---	---
Vanadium	ppm ASTM D5185m	0	0	0
Cadmium	ppm ASTM D5185m	0	0	0

ADDITIVES

method	limit/base	current	history1	history2
Boron	ppm ASTM D5185m 2	2	2	4
Barium	ppm ASTM D5185m 0	0	0	0
Molybdenum	ppm ASTM D5185m 0	3	49	4
Manganese	ppm ASTM D5185m 9	1	<1	<1
Magnesium	ppm ASTM D5185m 1	36	814	40
Calcium	ppm ASTM D5185m 3131	2451	936	2623
Phosphorus	ppm ASTM D5185m 1194	834	967	925
Zinc	ppm ASTM D5185m 1281	981	1146	1145
Sulfur	ppm ASTM D5185m 3811	3249	3566	4413

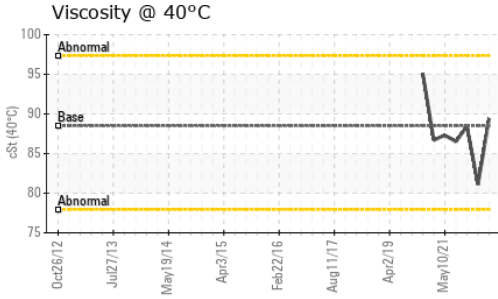
CONTAMINANTS

method	limit/base	current	history1	history2
Silicon	ppm ASTM D5185m >125	11	11	14
Sodium	ppm ASTM D5185m	3	2	1
Potassium	ppm ASTM D5185m >20	0	3	0

VISUAL

method	limit/base	current	history1	history2
White Metal	scalar *Visual NONE	NONE	NONE	NONE
Yellow Metal	scalar *Visual NONE	NONE	NONE	NONE
Precipitate	scalar *Visual NONE	NONE	NONE	NONE
Silt	scalar *Visual NONE	NONE	NONE	NONE
Debris	scalar *Visual NONE	LIGHT	NONE	▲ MODER
Sand/Dirt	scalar *Visual NONE	NONE	NONE	NONE
Appearance	scalar *Visual NORML	NORML	NORML	NORML
Odor	scalar *Visual NORML	NORML	NORML	NORML
Emulsified Water	scalar *Visual >0.1	NEG	NEG	NEG
Free Water	scalar *Visual	NEG	NEG	NEG

OIL ANALYSIS REPORT

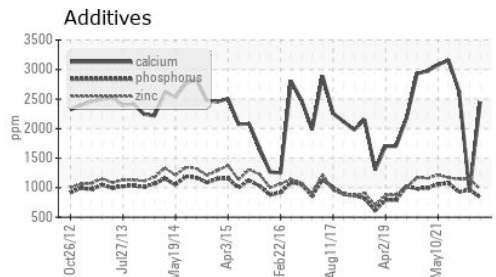
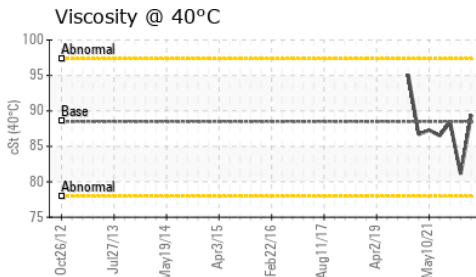
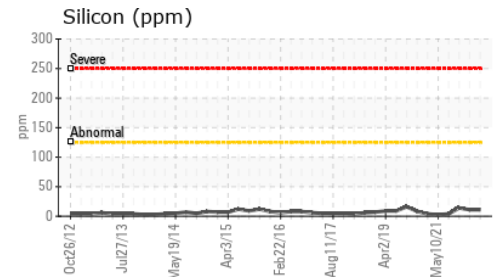
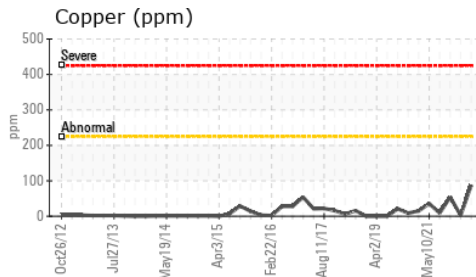
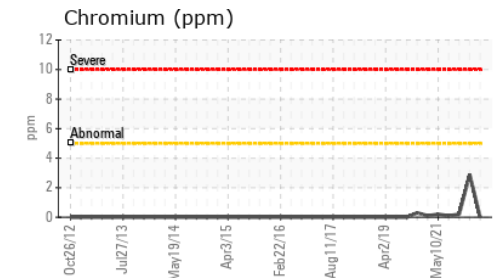
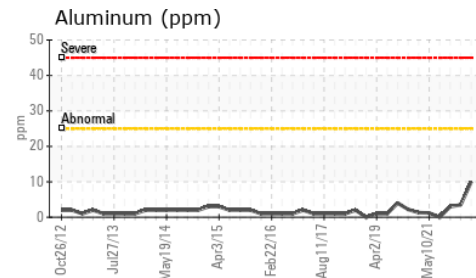
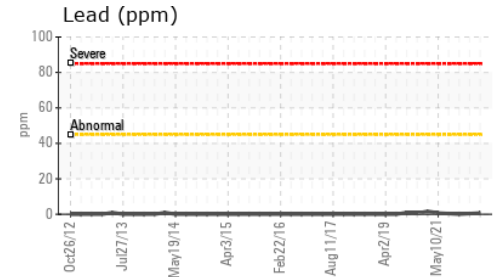
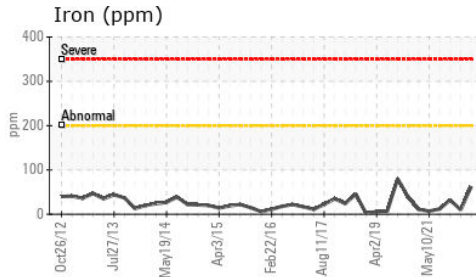


FLUID PROPERTIES		method	limit/base	current	history1	history2
Visc @ 40°C	cSt	ASTM D445	88.5	89.4	81.1	88.4

SAMPLE IMAGES		method	limit/base	current	history1	history2
---------------	--	--------	------------	---------	----------	----------

Color				no image	no image	no image
Bottom				no image	no image	no image

GRAPHS



Certificate L2367

Laboratory : WearCheck USA - 501 Madison Ave., Cary, NC 27513
Sample No. : PCA0109295 **Received** : 24 Jan 2024
Lab Number : **06070161** **Diagnosed** : 25 Jan 2024
Unique Number : 10846838 **Diagnostician** : Wes Davis
Test Package : MOB 1

Kemp Quarries - Kemp Stone - Hulbert
 17801 Hwy 80
 Hulbert, OK
 US 74441
 Contact:

To discuss this sample report, contact Customer Service at 1-800-237-1369.

* - Denotes test methods that are outside of the ISO 17025 scope of accreditation.

Statements of conformity to specifications are based on the simple acceptance decision rule (JCGM 106:2012)

hulbert@kempstone.com

T:
F: