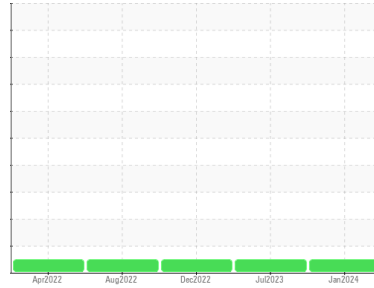


OIL ANALYSIS REPORT

Sample Rating Trend

NORMAL


Machine Id
1671
 Component
Diesel Engine
 Fluid
CHEVRON DELO 400 SDE SAE 15W40 (--- GAL)

DIAGNOSIS

Recommendation

Resample at the next service interval to monitor. Please specify the component make and model with your next sample.

Wear

All component wear rates are normal.

Contamination

There is no indication of any contamination in the oil.

Fluid Condition

The BN result indicates that there is suitable alkalinity remaining in the oil. The condition of the oil is suitable for further service.

SAMPLE INFORMATION

	method	limit/base	current	history1	history2
Sample Number	Client Info		PCA0081100	PCA0081103	PCA0085471
Sample Date	Client Info		19 Jan 2024	05 Jul 2023	28 Dec 2022
Machine Age	mls	Client Info	369939	347124	323897
Oil Age	mls	Client Info	347124	23227	0
Oil Changed	Client Info		Changed	Changed	Changed
Sample Status			NORMAL	NORMAL	NORMAL

CONTAMINATION

	method	limit/base	current	history1	history2
Fuel	WC Method	>5	<1.0	<1.0	<1.0
Water	WC Method	>0.2	NEG	NEG	NEG
Glycol	WC Method		NEG	NEG	NEG

WEAR METALS

	method	limit/base	current	history1	history2
Iron	ppm	ASTM D5185m >100	11	11	12
Chromium	ppm	ASTM D5185m >20	<1	<1	<1
Nickel	ppm	ASTM D5185m >4	<1	0	0
Titanium	ppm	ASTM D5185m	<1	0	0
Silver	ppm	ASTM D5185m >3	0	0	0
Aluminum	ppm	ASTM D5185m >20	6	7	4
Lead	ppm	ASTM D5185m >40	<1	0	<1
Copper	ppm	ASTM D5185m >330	2	2	2
Tin	ppm	ASTM D5185m >15	<1	<1	0
Vanadium	ppm	ASTM D5185m	<1	<1	0
Cadmium	ppm	ASTM D5185m	<1	0	0

ADDITIVES

	method	limit/base	current	history1	history2
Boron	ppm	ASTM D5185m	113	203	78
Barium	ppm	ASTM D5185m	0	0	0
Molybdenum	ppm	ASTM D5185m	100	118	121
Manganese	ppm	ASTM D5185m	<1	<1	<1
Magnesium	ppm	ASTM D5185m	344	656	573
Calcium	ppm	ASTM D5185m	1660	1482	1498
Phosphorus	ppm	ASTM D5185m 760	869	736	693
Zinc	ppm	ASTM D5185m 800	1002	871	834
Sulfur	ppm	ASTM D5185m 3000	3284	3128	2749

CONTAMINANTS

	method	limit/base	current	history1	history2
Silicon	ppm	ASTM D5185m >25	14	19	20
Sodium	ppm	ASTM D5185m	4	1	0
Potassium	ppm	ASTM D5185m >20	4	5	4

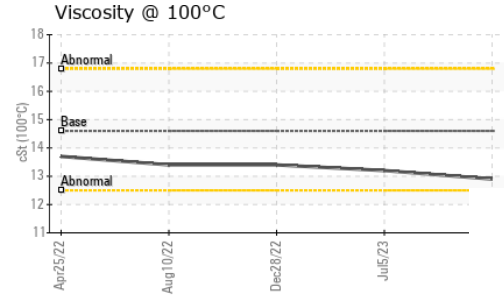
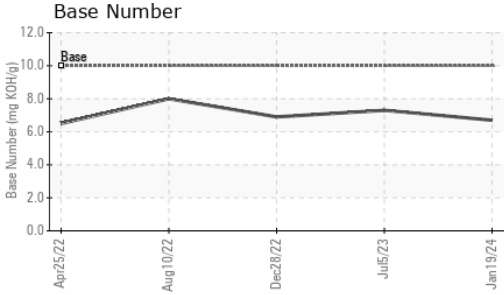
INFRA-RED

	method	limit/base	current	history1	history2
Soot %	%	*ASTM D7844 >3	0.2	0.3	0.3
Nitration	Abs/cm	*ASTM D7624 >20	9.4	8.8	9.0
Sulfation	Abs/.1mm	*ASTM D7415 >30	20.8	23.2	22.9

FLUID DEGRADATION

	method	limit/base	current	history1	history2
Oxidation	Abs/.1mm	*ASTM D7414 >25	16.1	19.0	18.4
Base Number (BN)	mg KOH/g	ASTM D2896 10	6.7	7.3	6.9

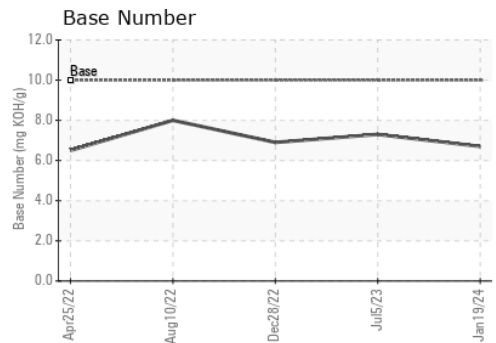
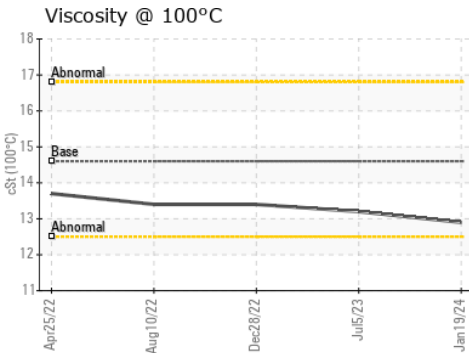
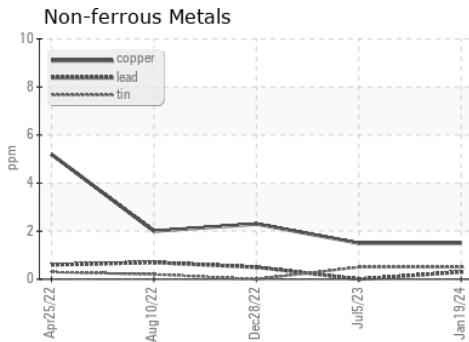
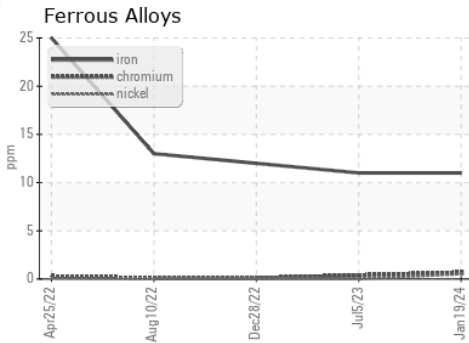
OIL ANALYSIS REPORT



VISUAL	method	limit/base	current	history1	history2
White Metal	scalar	*Visual	NONE	NONE	NONE
Yellow Metal	scalar	*Visual	NONE	NONE	NONE
Precipitate	scalar	*Visual	NONE	NONE	NONE
Silt	scalar	*Visual	NONE	NONE	NONE
Debris	scalar	*Visual	NONE	NONE	NONE
Sand/Dirt	scalar	*Visual	NONE	NONE	NONE
Appearance	scalar	*Visual	NORML	NORML	NORML
Odor	scalar	*Visual	NORML	NORML	NORML
Emulsified Water	scalar	*Visual	>0.2	NEG	NEG
Free Water	scalar	*Visual		NEG	NEG

FLUID PROPERTIES	method	limit/base	current	history1	history2	
Visc @ 100°C	cSt	ASTM D445	14.6	12.9	13.2	13.4

GRAPHS



Certificate L2367

Laboratory : WearCheck USA - 501 Madison Ave., Cary, NC 27513
Sample No. : PCA0081100 **Received** : 25 Jan 2024
Lab Number : **06070977** **Diagnosed** : 26 Jan 2024
Unique Number : 10847654 **Diagnostician** : Wes Davis
Test Package : FLEET

Ergon Trucking Inc. - MAG601
 11337 State Route 800
 Magnolia, OH
 US 44643
 Contact: Eddy Smith
 eddy.smith@ergon.com

To discuss this sample report, contact Customer Service at 1-800-237-1369.

* - Denotes test methods that are outside of the ISO 17025 scope of accreditation.

Statements of conformity to specifications are based on the simple acceptance decision rule (JCGM 106:2012)

T:
F: