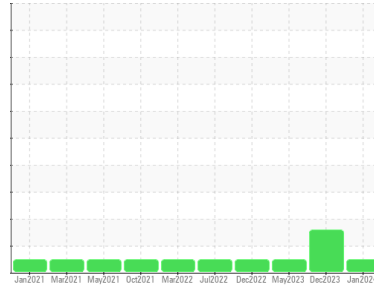


OIL ANALYSIS REPORT

Sample Rating Trend



NORMAL



Machine Id
DT693
 Component
Transmission (Auto)
 Fluid
COGNIS EMGARD 2805 ATF (--- QTS)

DIAGNOSIS

Recommendation

Resample at the next service interval to monitor.

Wear

All component wear rates are normal.

Contamination

There is no indication of any contamination in the fluid.

Fluid Condition

The condition of the fluid is acceptable for the time in service.

SAMPLE INFORMATION		method	limit/base	current	history1	history2
Sample Number	Client Info			PCA0116149	PCA0110923	PCA0098242
Sample Date	Client Info			25 Jan 2024	05 Dec 2023	19 May 2023
Machine Age	mls	Client Info		0	215479	215479
Oil Age	mls	Client Info		0	215479	0
Oil Changed	Client Info			N/A	Not Changd	Not Changd
Sample Status				NORMAL	MARGINAL	NORMAL

CONTAMINATION		method	limit/base	current	history1	history2
Water	WC Method		>0.1	NEG	NEG	NEG

WEAR METALS		method	limit/base	current	history1	history2
Iron	ppm	ASTM D5185m	>160	53	32	74
Chromium	ppm	ASTM D5185m	>5	0	0	<1
Nickel	ppm	ASTM D5185m	>5	<1	<1	<1
Titanium	ppm	ASTM D5185m		0	0	0
Silver	ppm	ASTM D5185m	>5	0	0	0
Aluminum	ppm	ASTM D5185m	>50	20	18	43
Lead	ppm	ASTM D5185m	>50	24	7	26
Copper	ppm	ASTM D5185m	>225	89	12	28
Tin	ppm	ASTM D5185m	>10	2	2	4
Vanadium	ppm	ASTM D5185m		0	0	0
Cadmium	ppm	ASTM D5185m		0	0	0

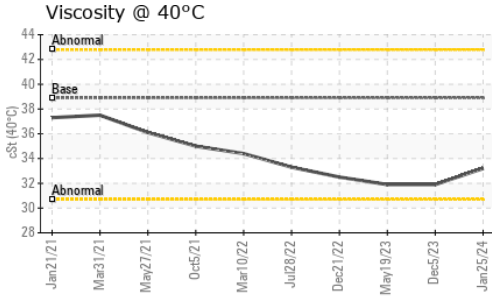
ADDITIVES		method	limit/base	current	history1	history2
Boron	ppm	ASTM D5185m		94	80	128
Barium	ppm	ASTM D5185m		0	0	0
Molybdenum	ppm	ASTM D5185m		0	0	<1
Manganese	ppm	ASTM D5185m		<1	<1	<1
Magnesium	ppm	ASTM D5185m		0	1	0
Calcium	ppm	ASTM D5185m		109	125	135
Phosphorus	ppm	ASTM D5185m		254	228	291
Zinc	ppm	ASTM D5185m		37	0	<1
Sulfur	ppm	ASTM D5185m		1568	1766	2187

CONTAMINANTS		method	limit/base	current	history1	history2
Silicon	ppm	ASTM D5185m	>20	4	4	7
Sodium	ppm	ASTM D5185m		5	5	6
Potassium	ppm	ASTM D5185m	>20	<1	1	1

VISUAL		method	limit/base	current	history1	history2
White Metal	scalar	*Visual	NONE	NONE	NONE	NONE
Yellow Metal	scalar	*Visual	NONE	NONE	NONE	NONE
Precipitate	scalar	*Visual	NONE	NONE	NONE	NONE
Silt	scalar	*Visual	NONE	NONE	NONE	NONE
Debris	scalar	*Visual	NONE	NONE	NONE	NONE
Sand/Dirt	scalar	*Visual	NONE	NONE	NONE	NONE
Appearance	scalar	*Visual	NORML	NORML	NORML	NORML
Odor	scalar	*Visual	NORML	NORML	NORML	NORML
Emulsified Water	scalar	*Visual	>0.1	NEG	0.2%	NEG
Free Water	scalar	*Visual		NEG	NEG	NEG



OIL ANALYSIS REPORT



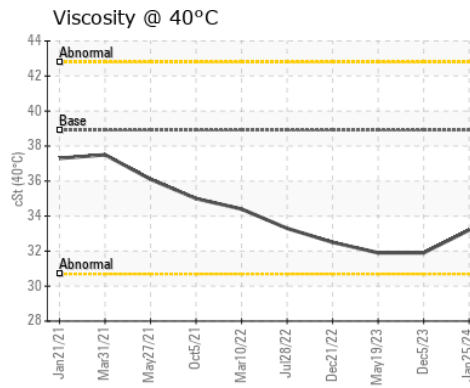
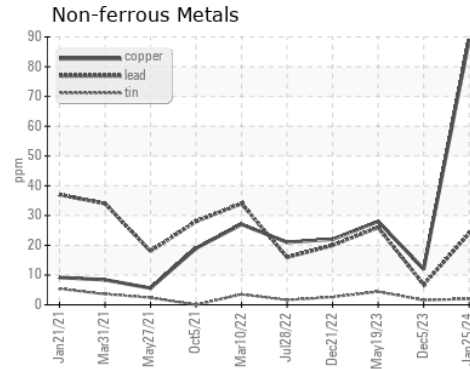
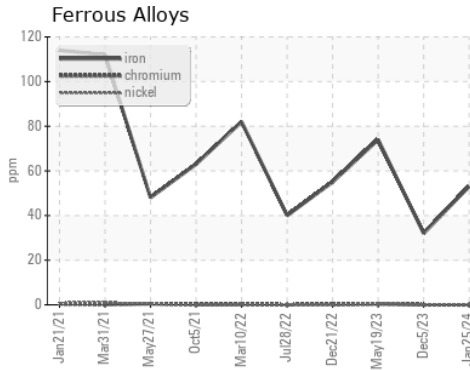
FLUID PROPERTIES

method	limit/base	current	history1	history2	
Visc @ 40°C	cSt ASTM D445	38.9	33.2	31.9	31.9

SAMPLE IMAGES

method	limit/base	current	history1	history2	
Color			no image	no image	no image
Bottom			no image	no image	no image

GRAPHS



Certificate L2367

Laboratory : WearCheck USA - 501 Madison Ave., Cary, NC 27513
Sample No. : PCA0116149 **Received** : 25 Jan 2024
Lab Number : **06071250** **Diagnosed** : 26 Jan 2024
Unique Number : 10847927 **Diagnostician** : Wes Davis
Test Package : FLEET

NW WHITE & CO - COLUMBIA DIVISION
 100 INDEPENDENCE BLVD
 COLUMBIA, SC
 US 29210
 Contact: GEORGE EDWARDS
 gedwards@nwwhite.com

To discuss this sample report, contact Customer Service at 1-800-237-1369.

* - Denotes test methods that are outside of the ISO 17025 scope of accreditation.

Statements of conformity to specifications are based on the simple acceptance decision rule (JCGM 106:2012)

T:
F: