



OIL ANALYSIS REPORT

Sample Rating Trend

NORMAL



Machine Id
729067-362008

Component
Transmission (Auto)
Fluid
DEXRON III (--- GAL)



DIAGNOSIS

Recommendation

Resample at the next service interval to monitor.

Wear

Metal levels are typical for a new component breaking in.

Contamination

There is no indication of any contamination in the fluid.

Fluid Condition

The condition of the fluid is acceptable for the time in service.

SAMPLE INFORMATION

	method	limit/base	current	history1	history2
Sample Number	Client Info		GFL0046102	---	---
Sample Date	Client Info		28 Jan 2024	---	---
Machine Age	hrs	Client Info	450	---	---
Oil Age	hrs	Client Info	450	---	---
Oil Changed	Client Info		Changed	---	---
Sample Status			NORMAL	---	---

CONTAMINATION

	method	limit/base	current	history1	history2
Water	WC Method	>0.1	NEG	---	---

WEAR METALS

	method	limit/base	current	history1	history2
Iron	ppm	ASTM D5185m >160	117	---	---
Chromium	ppm	ASTM D5185m >5	<1	---	---
Nickel	ppm	ASTM D5185m >5	0	---	---
Titanium	ppm	ASTM D5185m	0	---	---
Silver	ppm	ASTM D5185m >5	0	---	---
Aluminum	ppm	ASTM D5185m >50	28	---	---
Lead	ppm	ASTM D5185m >50	20	---	---
Copper	ppm	ASTM D5185m >225	16	---	---
Tin	ppm	ASTM D5185m >10	3	---	---
Vanadium	ppm	ASTM D5185m	0	---	---
Cadmium	ppm	ASTM D5185m	0	---	---

ADDITIVES

	method	limit/base	current	history1	history2
Boron	ppm	ASTM D5185m	76	---	---
Barium	ppm	ASTM D5185m	0	---	---
Molybdenum	ppm	ASTM D5185m	0	---	---
Manganese	ppm	ASTM D5185m	<1	---	---
Magnesium	ppm	ASTM D5185m	1	---	---
Calcium	ppm	ASTM D5185m	92	---	---
Phosphorus	ppm	ASTM D5185m	219	---	---
Zinc	ppm	ASTM D5185m	0	---	---
Sulfur	ppm	ASTM D5185m	1210	---	---

CONTAMINANTS

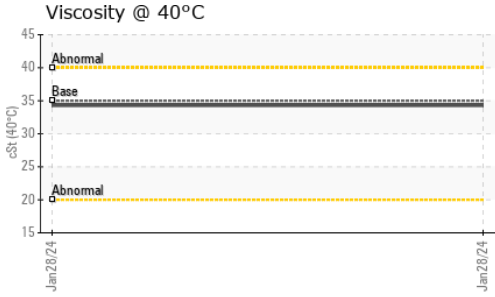
	method	limit/base	current	history1	history2
Silicon	ppm	ASTM D5185m >20	7	---	---
Sodium	ppm	ASTM D5185m	3	---	---
Potassium	ppm	ASTM D5185m >20	3	---	---

VISUAL

	method	limit/base	current	history1	history2
White Metal	scalar	*Visual NONE	NONE	---	---
Yellow Metal	scalar	*Visual NONE	NONE	---	---
Precipitate	scalar	*Visual NONE	NONE	---	---
Silt	scalar	*Visual NONE	NONE	---	---
Debris	scalar	*Visual NONE	NONE	---	---
Sand/Dirt	scalar	*Visual NONE	NONE	---	---
Appearance	scalar	*Visual NORML	NORML	---	---
Odor	scalar	*Visual NORML	NORML	---	---
Emulsified Water	scalar	*Visual >0.1	NEG	---	---
Free Water	scalar	*Visual	NEG	---	---



OIL ANALYSIS REPORT

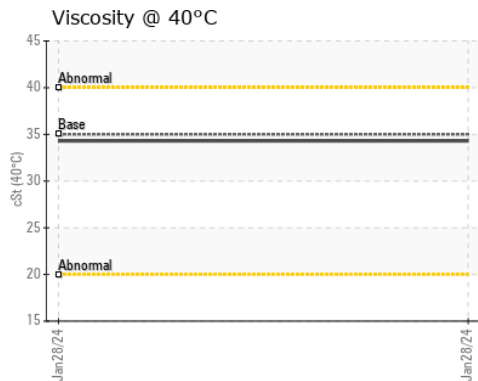
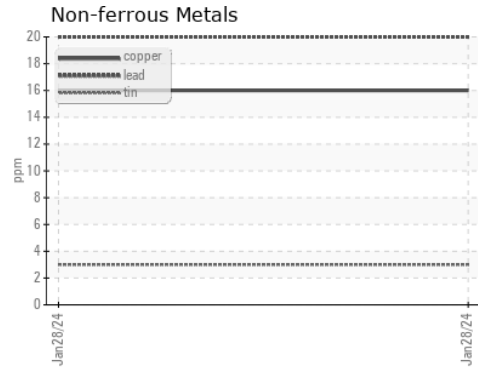
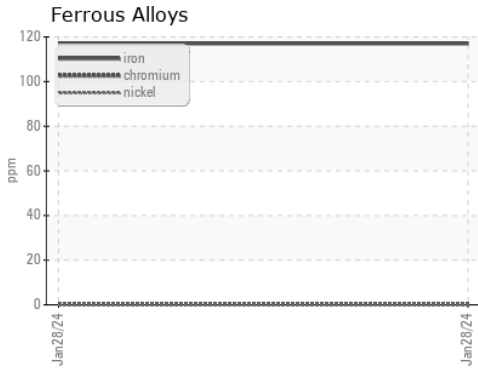


FLUID PROPERTIES	method	limit/base	current	history1	history2
Visc @ 40°C	cSt	ASTM D445	35.0	34.3	---

SAMPLE IMAGES	method	limit/base	current	history1	history2
---------------	--------	------------	---------	----------	----------

Color				no image	no image	no image
Bottom				no image	no image	no image

GRAPHS



Certificate L2367

Laboratory : WearCheck USA - 501 Madison Ave., Cary, NC 27513
Sample No. : GFL0046102 **Received** : 29 Jan 2024
Lab Number : 06073387 **Diagnosed** : 31 Jan 2024
Unique Number : 10850064 **Diagnostician** : Sean Felton
Test Package : FLEET

GFL Environmental - 834 - Chillicothe Hauling
 201 Mitchell Road
 Chillicothe, MO
 US 64601
 Contact: Terry McKiddy
 tmckiddy@gflenv.com
 T: (816)225-6699
 F:

To discuss this sample report, contact Customer Service at 1-800-237-1369.

* - Denotes test methods that are outside of the ISO 17025 scope of accreditation.

Statements of conformity to specifications are based on the simple acceptance decision rule (JCGM 106:2012)