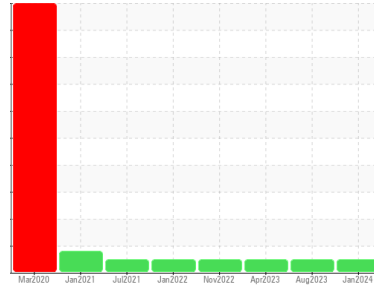


OIL ANALYSIS REPORT

Sample Rating Trend



NORMAL



Machine Id
DT683

Component
Diesel Engine

Fluid
PETRO CANADA DURON SHP 10W30 (36 mls)

DIAGNOSIS

Recommendation

Resample at the next service interval to monitor.

Wear

Metal levels are typical for a new component breaking in.

Contamination

There is no indication of any contamination in the oil.

Fluid Condition

The BN result indicates that there is suitable alkalinity remaining in the oil. The condition of the oil is suitable for further service.

SAMPLE INFORMATION

	method	limit/base	current	history1	history2
Sample Number	Client Info		PCA0111635	PCA0101863	PCA0095214
Sample Date	Client Info		19 Jan 2024	24 Aug 2023	14 Apr 2023
Machine Age	mls	Client Info	22526	22526	22526
Oil Age	mls	Client Info	22526	22526	22526
Oil Changed	Client Info		N/A	N/A	N/A
Sample Status			NORMAL	NORMAL	NORMAL

CONTAMINATION

	method	limit/base	current	history1	history2
Fuel	WC Method	>5	<1.0	<1.0	<1.0
Water	WC Method	>0.2	NEG	NEG	NEG
Glycol	WC Method		NEG	NEG	NEG

WEAR METALS

	method	limit/base	current	history1	history2
Iron	ppm	ASTM D5185m >110	14	17	17
Chromium	ppm	ASTM D5185m >4	<1	<1	<1
Nickel	ppm	ASTM D5185m >2	<1	0	<1
Titanium	ppm	ASTM D5185m	<1	<1	<1
Silver	ppm	ASTM D5185m >2	0	0	0
Aluminum	ppm	ASTM D5185m >25	4	2	5
Lead	ppm	ASTM D5185m >45	<1	<1	0
Copper	ppm	ASTM D5185m >85	1	1	2
Tin	ppm	ASTM D5185m >4	1	<1	<1
Vanadium	ppm	ASTM D5185m	<1	0	0
Cadmium	ppm	ASTM D5185m	<1	0	0

ADDITIVES

	method	limit/base	current	history1	history2
Boron	ppm	ASTM D5185m 2	3	<1	5
Barium	ppm	ASTM D5185m 0	0	0	0
Molybdenum	ppm	ASTM D5185m 50	64	64	65
Manganese	ppm	ASTM D5185m 0	<1	<1	<1
Magnesium	ppm	ASTM D5185m 950	919	991	939
Calcium	ppm	ASTM D5185m 1050	1050	1223	1113
Phosphorus	ppm	ASTM D5185m 995	953	1039	1017
Zinc	ppm	ASTM D5185m 1180	1156	1322	1270
Sulfur	ppm	ASTM D5185m 2600	2591	3319	3212

CONTAMINANTS

	method	limit/base	current	history1	history2
Silicon	ppm	ASTM D5185m >30	7	9	8
Sodium	ppm	ASTM D5185m	4	5	5
Potassium	ppm	ASTM D5185m >20	3	7	4

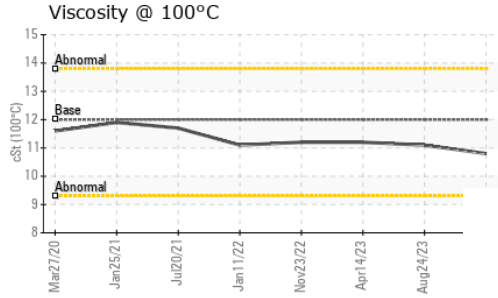
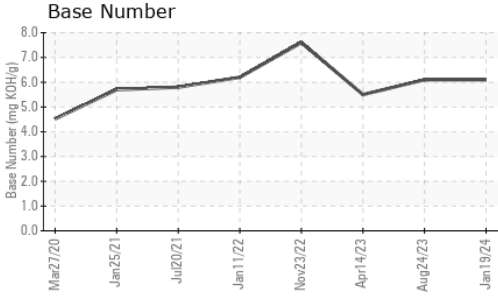
INFRA-RED

	method	limit/base	current	history1	history2
Soot %	%	*ASTM D7844 >3	0.6	0.6	0.5
Nitration	Abs/cm	*ASTM D7624 >20	9.0	9.2	8.6
Sulfation	Abs/.1mm	*ASTM D7415 >30	20.7	21.2	19.2

FLUID DEGRADATION

	method	limit/base	current	history1	history2
Oxidation	Abs/.1mm	*ASTM D7414 >25	16.3	16.6	15.8
Base Number (BN)	mg KOH/g	ASTM D2896	6.1	6.1	5.5

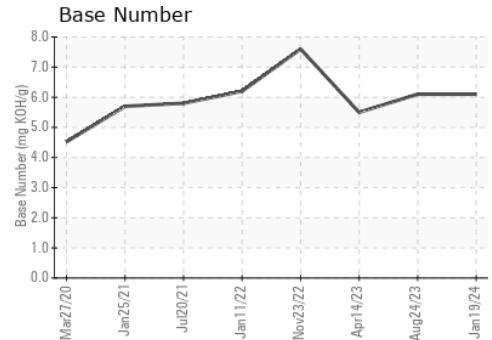
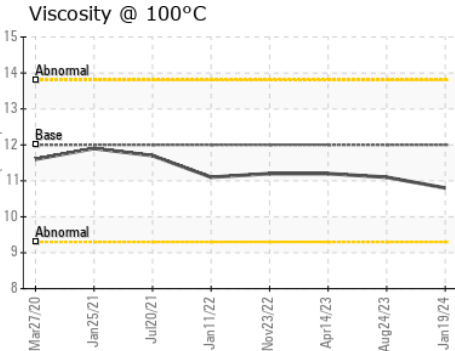
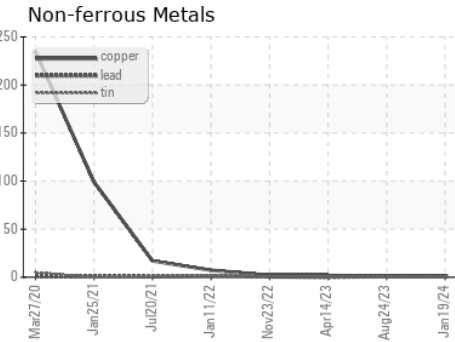
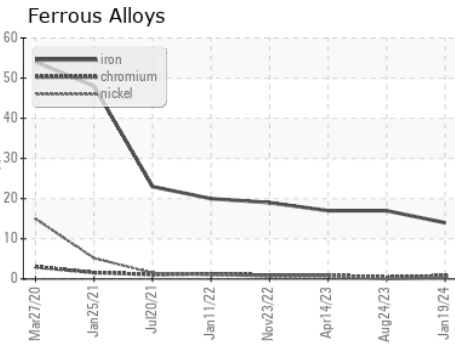
OIL ANALYSIS REPORT



VISUAL	method	limit/base	current	history1	history2
White Metal	scalar	*Visual	NONE	NONE	NONE
Yellow Metal	scalar	*Visual	NONE	NONE	NONE
Precipitate	scalar	*Visual	NONE	NONE	NONE
Silt	scalar	*Visual	NONE	NONE	NONE
Debris	scalar	*Visual	NONE	NONE	NONE
Sand/Dirt	scalar	*Visual	NONE	NONE	NONE
Appearance	scalar	*Visual	NORML	NORML	NORML
Odor	scalar	*Visual	NORML	NORML	NORML
Emulsified Water	scalar	*Visual	>0.2	NEG	NEG
Free Water	scalar	*Visual		NEG	NEG

FLUID PROPERTIES	method	limit/base	current	history1	history2	
Visc @ 100°C	cSt	ASTM D445	12.00	10.8	11.1	11.2

GRAPHS



Certificate L2367

Laboratory : WearCheck USA - 501 Madison Ave., Cary, NC 27513
Sample No. : PCA0111635 **Received** : 31 Jan 2024
Lab Number : **06075375** **Diagnosed** : 01 Feb 2024
Unique Number : 10857466 **Diagnostician** : Wes Davis
Test Package : FLEET

NW WHITE & CO - BEAUFORT DIVISION
 1491 YENMASSEE HIGHWAY
 VARNVILLE, SC
 US 29944
 Contact: VINCENT BULLOCK
 bullockvince514@gmail.com

To discuss this sample report, contact Customer Service at 1-800-237-1369.

* - Denotes test methods that are outside of the ISO 17025 scope of accreditation.

Statements of conformity to specifications are based on the simple acceptance decision rule (JCGM 106:2012)

T:
F: