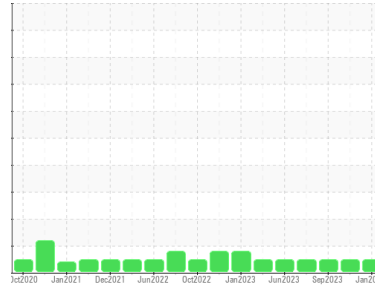




OIL ANALYSIS REPORT

Sample Rating Trend



NORMAL



Machine Id
821046-101308

Component
Diesel Engine

Fluid
PETRO CANADA DURON SHP 15W40 (--- GAL)

DIAGNOSIS

Recommendation

Resample at the next service interval to monitor.

Wear

All component wear rates are normal.

Contamination

There is no indication of any contamination in the oil.

Fluid Condition

The BN result indicates that there is suitable alkalinity remaining in the oil. The condition of the oil is suitable for further service.

SAMPLE INFORMATION

method	limit/base	current	history1	history2
Sample Number	Client Info	GFL0095328	GFL0095335	GFL0095325
Sample Date	Client Info	29 Jan 2024	04 Dec 2023	18 Sep 2023
Machine Age	hrs	7639	0	6919
Oil Age	hrs	0	0	650
Oil Changed	Client Info	Not Chngd	Not Chngd	Changed
Sample Status		NORMAL	NORMAL	NORMAL

CONTAMINATION

method	limit/base	current	history1	history2
Fuel	WC Method >5	<1.0	<1.0	<1.0
Water	WC Method >0.2	NEG	NEG	NEG
Glycol	WC Method	NEG	NEG	NEG

WEAR METALS

method	limit/base	current	history1	history2
Iron	ppm ASTM D5185m >100	45	9	22
Chromium	ppm ASTM D5185m >20	4	0	<1
Nickel	ppm ASTM D5185m >4	<1	0	0
Titanium	ppm ASTM D5185m	<1	0	<1
Silver	ppm ASTM D5185m >3	0	0	0
Aluminum	ppm ASTM D5185m >20	8	4	11
Lead	ppm ASTM D5185m >40	<1	0	<1
Copper	ppm ASTM D5185m >330	1	<1	1
Tin	ppm ASTM D5185m >15	<1	0	<1
Vanadium	ppm ASTM D5185m	<1	0	0
Cadmium	ppm ASTM D5185m	<1	0	0

ADDITIVES

method	limit/base	current	history1	history2
Boron	ppm ASTM D5185m 0	<1	0	0
Barium	ppm ASTM D5185m 0	0	0	0
Molybdenum	ppm ASTM D5185m 60	58	61	63
Manganese	ppm ASTM D5185m 0	<1	0	<1
Magnesium	ppm ASTM D5185m 1010	1003	975	920
Calcium	ppm ASTM D5185m 1070	1050	1138	1075
Phosphorus	ppm ASTM D5185m 1150	1033	852	1018
Zinc	ppm ASTM D5185m 1270	1205	1235	1252
Sulfur	ppm ASTM D5185m 2060	2925	2817	3145

CONTAMINANTS

method	limit/base	current	history1	history2
Silicon	ppm ASTM D5185m >25	17	4	6
Sodium	ppm ASTM D5185m	15	7	5
Potassium	ppm ASTM D5185m >20	14	8	15

INFRA-RED

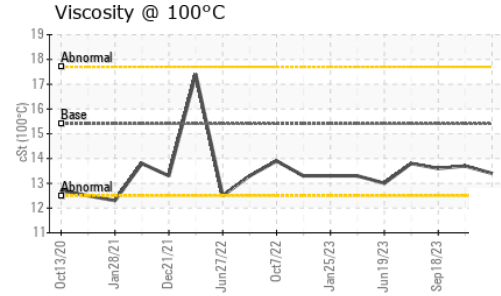
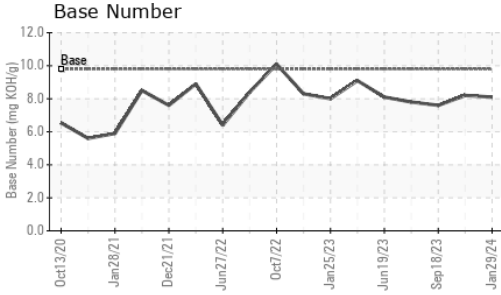
method	limit/base	current	history1	history2
Soot %	% *ASTM D7844 >3	0.4	0.4	0.8
Nitration	Abs/cm *ASTM D7624 >20	8.7	7.6	8.4
Sulfation	Abs/.1mm *ASTM D7415 >30	19.3	19.1	19.7

FLUID DEGRADATION

method	limit/base	current	history1	history2
Oxidation	Abs/.1mm *ASTM D7414 >25	16.2	14.9	15.3
Base Number (BN)	mg KOH/g ASTM D2896 9.8	8.1	8.2	7.6



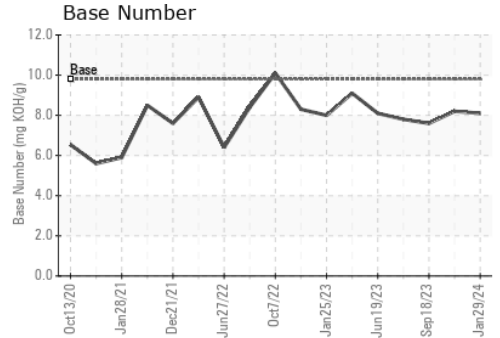
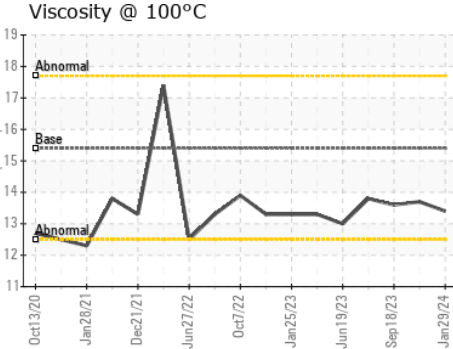
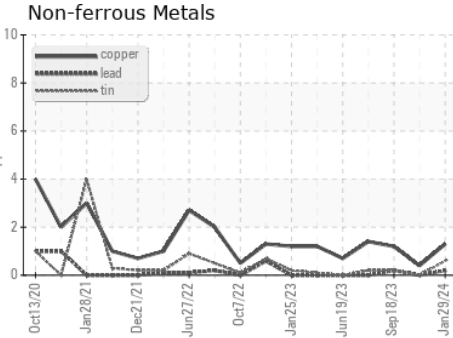
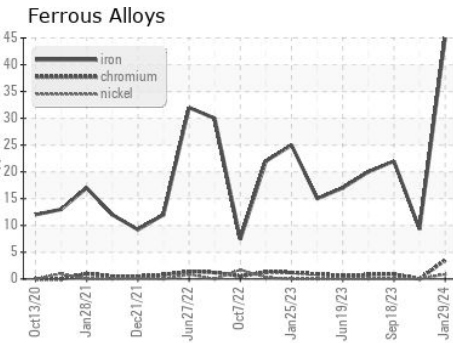
OIL ANALYSIS REPORT



VISUAL	method	limit/base	current	history1	history2
White Metal	scalar	*Visual	NONE	NONE	NONE
Yellow Metal	scalar	*Visual	NONE	NONE	NONE
Precipitate	scalar	*Visual	NONE	NONE	NONE
Silt	scalar	*Visual	NONE	NONE	NONE
Debris	scalar	*Visual	NONE	NONE	NONE
Sand/Dirt	scalar	*Visual	NONE	NONE	NONE
Appearance	scalar	*Visual	NORML	NORML	NORML
Odor	scalar	*Visual	NORML	NORML	NORML
Emulsified Water	scalar	*Visual	>0.2	NEG	NEG
Free Water	scalar	*Visual		NEG	NEG

FLUID PROPERTIES	method	limit/base	current	history1	history2	
Visc @ 100°C	cSt	ASTM D445	15.4	13.4	13.7	13.6

GRAPHS



Certificate L2367

Laboratory : WearCheck USA - 501 Madison Ave., Cary, NC 27513
 Sample No. : GFL0095328 **Received** : 31 Jan 2024
 Lab Number : **06075444** **Diagnosed** : 01 Feb 2024
 Unique Number : 10857535 **Diagnostician** : Wes Davis
 Test Package : FLEET

GFL Environmental - 893 - OK East Hauling
 2100 Lilly Street
 Seminole, OK
 US 74868
 Contact: Roger Barlow
 rbarlow@gflenv.com
 T: (405)204-6183
 F:

To discuss this sample report, contact Customer Service at 1-800-237-1369.

* - Denotes test methods that are outside of the ISO 17025 scope of accreditation.

Statements of conformity to specifications are based on the simple acceptance decision rule (JCGM 106:2012)