

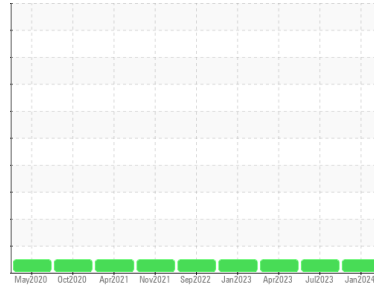
OIL ANALYSIS REPORT

Sample Rating Trend

NORMAL



Area
KEMP QUARRIES / BCS - GRAVETTE [67847]
 Machine Id
WL134
 Component
Front Differential
 Fluid
PETRO CANADA PRODURO TO-4 SAE 50 (--- GAL)



DIAGNOSIS

Recommendation

Resample at the next service interval to monitor. (Customer Sample Comment: Pm-1)

Wear

All component wear rates are normal.

Contamination

There is no indication of any contamination in the oil.

Fluid Condition

The condition of the oil is acceptable for the time in service.

SAMPLE INFORMATION

	method	limit/base	current	history1	history2
Sample Number	Client Info		PCA0069855	PCA0084528	PCA0086044
Sample Date	Client Info		09 Jan 2024	27 Jul 2023	18 Apr 2023
Machine Age	hrs	Client Info	26117	26117	25666
Oil Age	hrs	Client Info	26117	26117	25666
Oil Changed	Client Info		N/A	Changed	N/A
Sample Status			NORMAL	NORMAL	NORMAL

CONTAMINATION

	method	limit/base	current	history1	history2
Water	WC Method	>.2	NEG	NEG	NEG

WEAR METALS

	method	limit/base	current	history1	history2
Iron	ppm	ASTM D5185m >500	26	77	57
Chromium	ppm	ASTM D5185m >3	<1	<1	<1
Nickel	ppm	ASTM D5185m >3	0	0	0
Titanium	ppm	ASTM D5185m >2	<1	<1	0
Silver	ppm	ASTM D5185m >2	0	0	0
Aluminum	ppm	ASTM D5185m >30	1	<1	2
Lead	ppm	ASTM D5185m >13	2	0	0
Copper	ppm	ASTM D5185m >103	<1	<1	<1
Tin	ppm	ASTM D5185m >5	<1	0	0
Vanadium	ppm	ASTM D5185m	<1	<1	0
Cadmium	ppm	ASTM D5185m	0	0	0

ADDITIVES

	method	limit/base	current	history1	history2
Boron	ppm	ASTM D5185m 2	9	61	55
Barium	ppm	ASTM D5185m 0	0	0	0
Molybdenum	ppm	ASTM D5185m 0	<1	2	2
Manganese	ppm	ASTM D5185m 0	<1	<1	<1
Magnesium	ppm	ASTM D5185m 9	16	13	19
Calcium	ppm	ASTM D5185m 3114	2930	2457	2468
Phosphorus	ppm	ASTM D5185m 1099	1081	1043	992
Zinc	ppm	ASTM D5185m 1245	1241	1031	983
Sulfur	ppm	ASTM D5185m 7086	5847	11012	11049

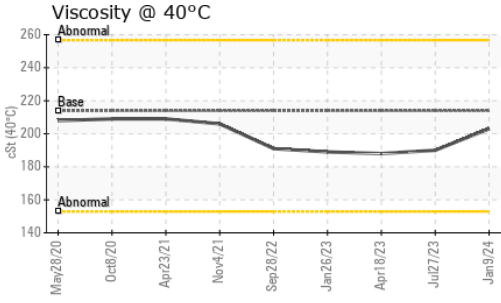
CONTAMINANTS

	method	limit/base	current	history1	history2
Silicon	ppm	ASTM D5185m >100	18	25	22
Sodium	ppm	ASTM D5185m	2	2	2
Potassium	ppm	ASTM D5185m >20	0	0	0

VISUAL

	method	limit/base	current	history1	history2
White Metal	scalar	*Visual NONE	NONE	NONE	NONE
Yellow Metal	scalar	*Visual NONE	NONE	NONE	NONE
Precipitate	scalar	*Visual NONE	NONE	NONE	NONE
Silt	scalar	*Visual NONE	NONE	NONE	NONE
Debris	scalar	*Visual NONE	NONE	NONE	NONE
Sand/Dirt	scalar	*Visual NONE	NONE	NONE	NONE
Appearance	scalar	*Visual NORML	NORML	NORML	NORML
Odor	scalar	*Visual NORML	NORML	NORML	NORML
Emulsified Water	scalar	*Visual >.2	NEG	NEG	NEG
Free Water	scalar	*Visual	NEG	NEG	NEG

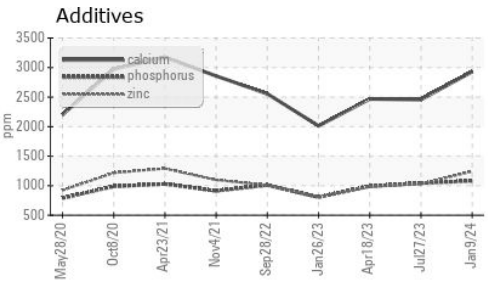
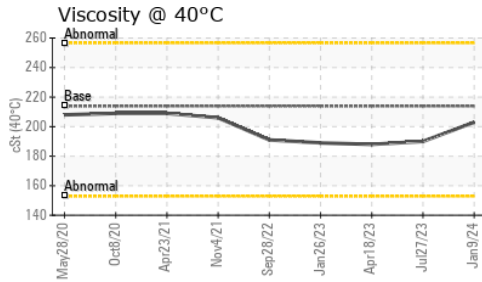
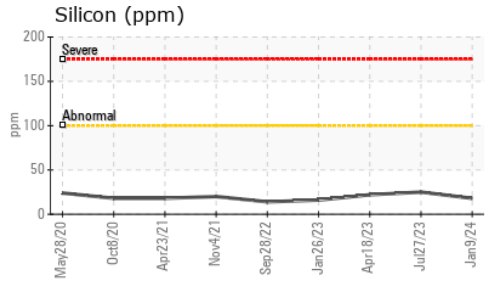
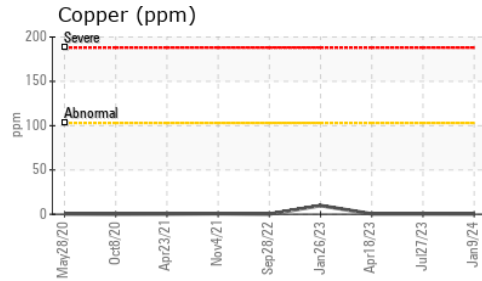
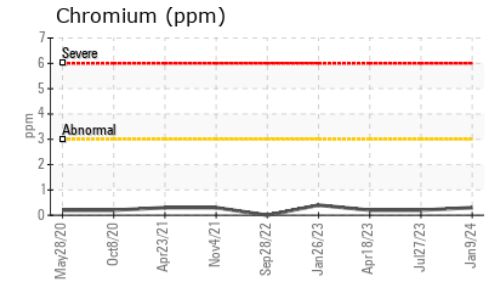
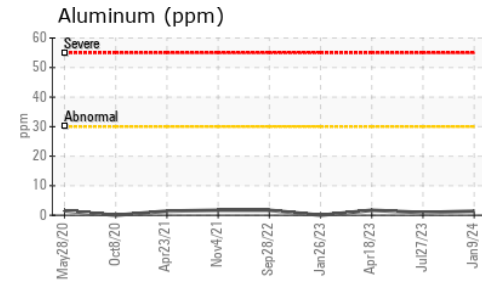
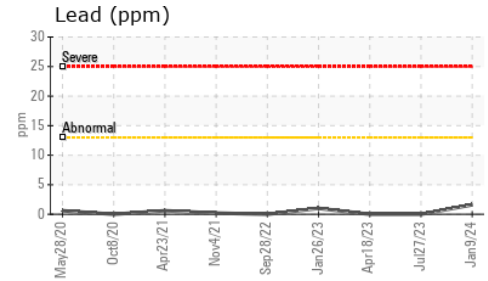
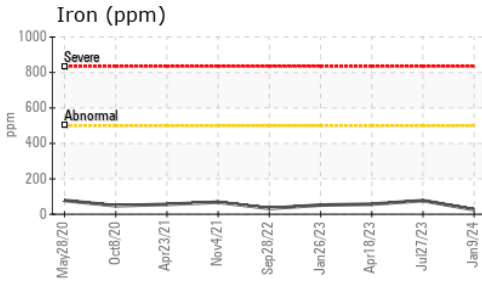
OIL ANALYSIS REPORT



FLUID PROPERTIES		method	limit/base	current	history1	history2
Visc @ 40°C	cSt	ASTM D445	213.9	203	190	188

SAMPLE IMAGES		method	limit/base	current	history1	history2
Color				no image	no image	no image
Bottom				no image	no image	no image

GRAPHS



Certificate L2367

Laboratory : WearCheck USA - 501 Madison Ave., Cary, NC 27513
Sample No. : PCA0069855 **Received** : 31 Jan 2024
Lab Number : 06076449 **Diagnosed** : 02 Feb 2024
Unique Number : 10858540 **Diagnostician** : Don Baldrige
Test Package : MOB 1

Kemp Quarries - Benton County Stone - Gravette
 15100 N Hwy 59
 Sulphur Springs, AR
 US 72768
 Contact:

To discuss this sample report, contact Customer Service at 1-800-237-1369.

* - Denotes test methods that are outside of the ISO 17025 scope of accreditation.

Statements of conformity to specifications are based on the simple acceptance decision rule (JCGM 106:2012)

gravette@bentoncountystone.com

T:

F: