



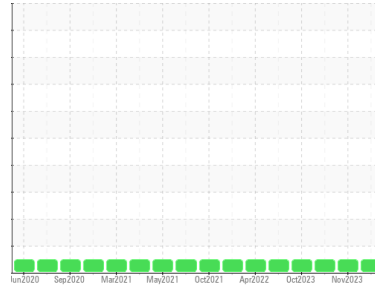
OIL ANALYSIS REPORT

Sample Rating Trend

NORMAL



Area
(43334HA)
Machine Id
826020-1021
Component
Diesel Engine
Fluid
PETRO CANADA DURON SHP 15W40 (--- LTR)



DIAGNOSIS

Recommendation

Resample at the next service interval to monitor.

Wear

All component wear rates are normal.

Contamination

There is no indication of any contamination in the oil.

Fluid Condition

The BN result indicates that there is suitable alkalinity remaining in the oil. The condition of the oil is suitable for further service.

SAMPLE INFORMATION

method	limit/base	current	history1	history2
Sample Number	Client Info	GFL0108316	GFL0098197	GFL0098265
Sample Date	Client Info	29 Jan 2024	13 Nov 2023	20 Oct 2023
Machine Age	hrs	21310	21005	20834
Oil Age	hrs	13363	13229	13173
Oil Changed	Client Info	Not Chngd	N/A	N/A
Sample Status		NORMAL	NORMAL	NORMAL

CONTAMINATION

method	limit/base	current	history1	history2
Fuel	WC Method >3.0	<1.0	<1.0	<1.0
Water	WC Method >0.2	NEG	NEG	NEG
Glycol	WC Method	NEG	NEG	NEG

WEAR METALS

method	limit/base	current	history1	history2
Iron	ppm ASTM D5185m >120	31	15	67
Chromium	ppm ASTM D5185m >20	<1	0	<1
Nickel	ppm ASTM D5185m >5	<1	0	<1
Titanium	ppm ASTM D5185m >2	<1	0	0
Silver	ppm ASTM D5185m >2	0	0	0
Aluminum	ppm ASTM D5185m >20	2	1	3
Lead	ppm ASTM D5185m >40	0	0	<1
Copper	ppm ASTM D5185m >330	<1	<1	1
Tin	ppm ASTM D5185m >15	<1	0	<1
Vanadium	ppm ASTM D5185m	0	0	0
Cadmium	ppm ASTM D5185m	0	0	0

ADDITIVES

method	limit/base	current	history1	history2
Boron	ppm ASTM D5185m 0	10	15	8
Barium	ppm ASTM D5185m 0	<1	7	0
Molybdenum	ppm ASTM D5185m 60	63	59	63
Manganese	ppm ASTM D5185m 0	<1	0	<1
Magnesium	ppm ASTM D5185m 1010	883	803	917
Calcium	ppm ASTM D5185m 1070	1130	1111	1133
Phosphorus	ppm ASTM D5185m 1150	971	1015	1078
Zinc	ppm ASTM D5185m 1270	1223	1133	1256
Sulfur	ppm ASTM D5185m 2060	3020	3527	3532

CONTAMINANTS

method	limit/base	current	history1	history2
Silicon	ppm ASTM D5185m >25	4	3	5
Sodium	ppm ASTM D5185m	0	0	<1
Potassium	ppm ASTM D5185m >20	2	3	2

INFRA-RED

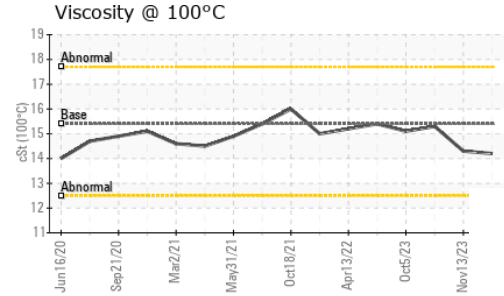
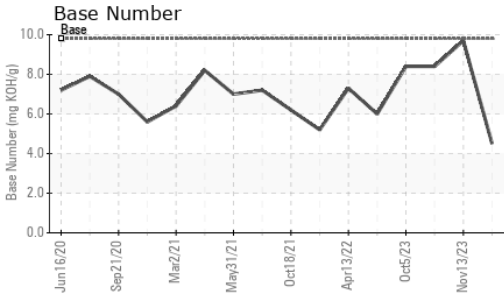
method	limit/base	current	history1	history2
Soot %	% *ASTM D7844 >4	1.8	1.2	2.8
Nitration	Abs/cm *ASTM D7624 >20	8.9	7.0	11.1
Sulfation	Abs/.1mm *ASTM D7415 >30	19.1	19.9	24.9

FLUID DEGRADATION

method	limit/base	current	history1	history2
Oxidation	Abs/.1mm *ASTM D7414 >25	12.7	13.4	15.9
Base Number (BN)	mg KOH/g ASTM D2896 9.8	4.5	9.7	8.4



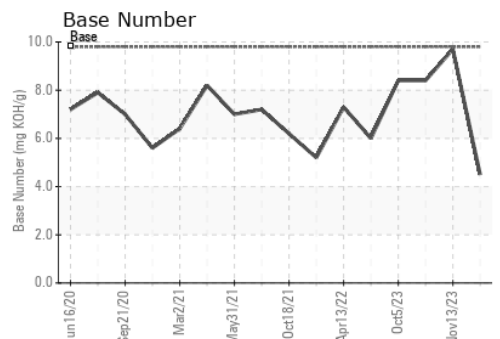
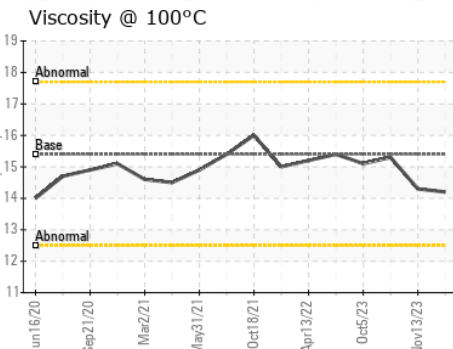
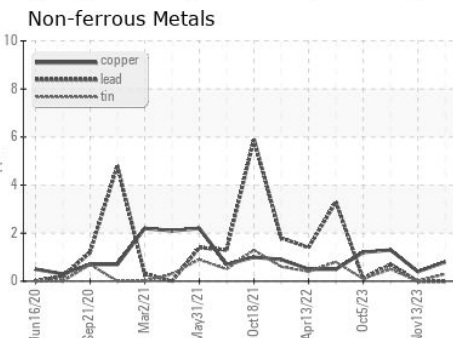
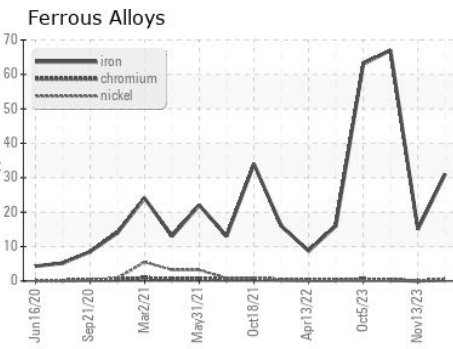
OIL ANALYSIS REPORT



VISUAL	method	limit/base	current	history1	history2
White Metal	scalar	*Visual	NONE	NONE	NONE
Yellow Metal	scalar	*Visual	NONE	NONE	NONE
Precipitate	scalar	*Visual	NONE	NONE	NONE
Silt	scalar	*Visual	NONE	NONE	NONE
Debris	scalar	*Visual	NONE	NONE	NONE
Sand/Dirt	scalar	*Visual	NONE	NONE	NONE
Appearance	scalar	*Visual	NORML	NORML	NORML
Odor	scalar	*Visual	NORML	NORML	NORML
Emulsified Water	scalar	*Visual	>0.2	NEG	NEG
Free Water	scalar	*Visual		NEG	NEG

FLUID PROPERTIES	method	limit/base	current	history1	history2	
Visc @ 100°C	cSt	ASTM D445	15.4	14.2	14.3	15.3

GRAPHS



Laboratory : WearCheck USA - 501 Madison Ave., Cary, NC 27513
Sample No. : GFL0108316 **Received** : 01 Feb 2024
Lab Number : **06077576** **Diagnosed** : 02 Feb 2024
Unique Number : 10859667 **Diagnostician** : Wes Davis
Test Package : FLEET

GFL Environmental - 652 - Fredericksburg Hauling
 10954 Houser Drive
 Fredericksburg, VA
 US 22408
 Contact: WILLIAM MILO
 wmilo@gflenv.com

Certificate L2367
 To discuss this sample report, contact Customer Service at 1-800-237-1369.
 * - Denotes test methods that are outside of the ISO 17025 scope of accreditation.
 Statements of conformity to specifications are based on the simple acceptance decision rule (JCGM 106:2012)