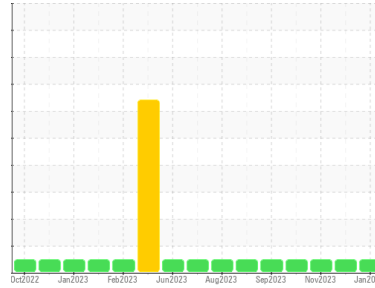




OIL ANALYSIS REPORT

Sample Rating Trend



NORMAL



Machine Id
10482

Component
Transmission (Auto)

Fluid
PETRO CANADA DuraDrive HD Synthetic 668 (--- GAL)

DIAGNOSIS

Recommendation

Resample at the next service interval to monitor.

Wear

All component wear rates are normal.

Contamination

There is no indication of any contamination in the fluid.

Fluid Condition

The condition of the fluid is acceptable for the time in service.

SAMPLE INFORMATION

method	limit/base	current	history1	history2
Sample Number	Client Info	GFL0109919	GFL0107237	GFL0101212
Sample Date	Client Info	29 Jan 2024	12 Jan 2024	21 Nov 2023
Machine Age	hrs	2475	2368	1951
Oil Age	hrs	524	417	1951
Oil Changed	Client Info	Not Chngd	Not Chngd	Changed
Sample Status		NORMAL	NORMAL	NORMAL

CONTAMINATION

method	limit/base	current	history1	history2
Water	WC Method >0.1	NEG	NEG	NEG

WEAR METALS

method	limit/base	current	history1	history2
Iron	ppm ASTM D5185m >160	36	38	33
Chromium	ppm ASTM D5185m >5	<1	<1	0
Nickel	ppm ASTM D5185m >5	<1	0	0
Titanium	ppm ASTM D5185m	<1	0	0
Silver	ppm ASTM D5185m >5	0	0	0
Aluminum	ppm ASTM D5185m >50	15	14	13
Lead	ppm ASTM D5185m >50	2	1	0
Copper	ppm ASTM D5185m >225	8	8	7
Tin	ppm ASTM D5185m >10	3	2	2
Vanadium	ppm ASTM D5185m	0	0	0
Cadmium	ppm ASTM D5185m	<1	0	0

ADDITIVES

method	limit/base	current	history1	history2
Boron	ppm ASTM D5185m	76	68	59
Barium	ppm ASTM D5185m	0	3	0
Molybdenum	ppm ASTM D5185m	<1	0	0
Manganese	ppm ASTM D5185m	<1	0	<1
Magnesium	ppm ASTM D5185m	3	0	<1
Calcium	ppm ASTM D5185m	134	119	124
Phosphorus	ppm ASTM D5185m	257	246	208
Zinc	ppm ASTM D5185m	0	0	0
Sulfur	ppm ASTM D5185m	2321	1792	1610

CONTAMINANTS

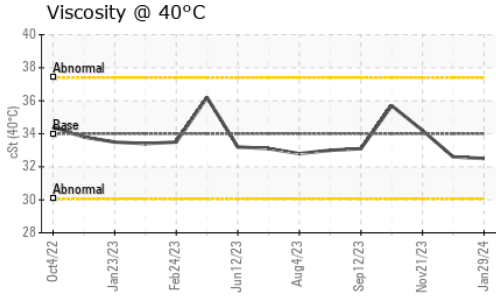
method	limit/base	current	history1	history2
Silicon	ppm ASTM D5185m >20	7	4	6
Sodium	ppm ASTM D5185m	1	0	4
Potassium	ppm ASTM D5185m >20	1	2	0

VISUAL

method	limit/base	current	history1	history2
White Metal	scalar *Visual NONE	NONE	NONE	NONE
Yellow Metal	scalar *Visual NONE	NONE	NONE	NONE
Precipitate	scalar *Visual NONE	NONE	NONE	NONE
Silt	scalar *Visual NONE	NONE	NONE	NONE
Debris	scalar *Visual NONE	NONE	NONE	NONE
Sand/Dirt	scalar *Visual NONE	NONE	NONE	NONE
Appearance	scalar *Visual NORML	NORML	NORML	NORML
Odor	scalar *Visual NORML	NORML	NORML	NORML
Emulsified Water	scalar *Visual >0.1	NEG	NEG	NEG
Free Water	scalar *Visual	NEG	NEG	NEG



OIL ANALYSIS REPORT

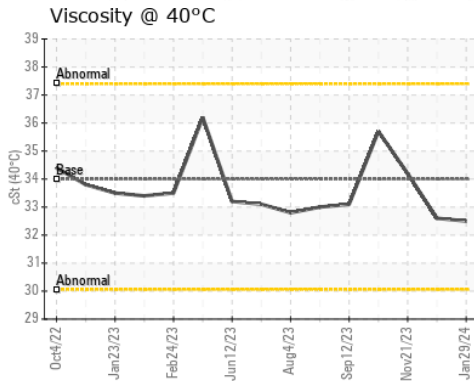
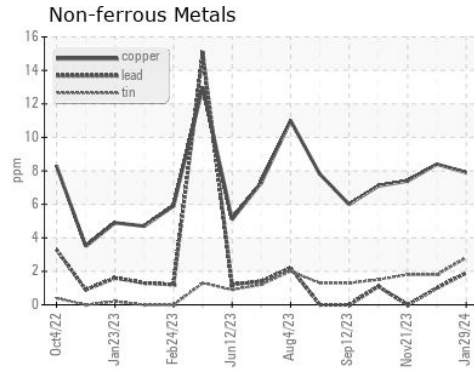
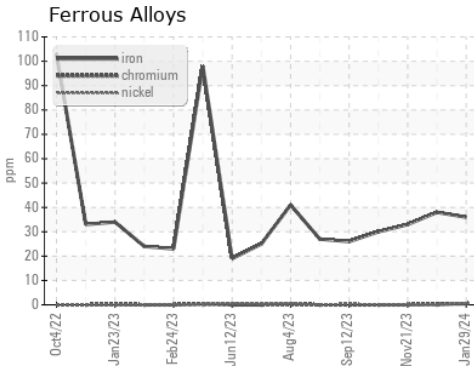


FLUID PROPERTIES		method	limit/base	current	history1	history2
Visc @ 40°C	cSt	ASTM D445	34	32.5	32.6	34.2

SAMPLE IMAGES		method	limit/base	current	history1	history2
---------------	--	--------	------------	---------	----------	----------

Color	no image	no image	no image
Bottom	no image	no image	no image

GRAPHS



Laboratory : WearCheck USA - 501 Madison Ave., Cary, NC 27513
Sample No. : GFL0109919 **Received** : 02 Feb 2024
Lab Number : 06078623 **Diagnosed** : 04 Feb 2024
Unique Number : 10860714 **Diagnostician** : Wes Davis
Test Package : FLEET

GFL Environmental - 010 - Stockbridge
 1280 Rum Creek Parkway
 Stockbridge, GA
 US 30281
 Contact: JOSHUA TINKER
 joshuatinker@gflenv.com

Certificate L2367
 To discuss this sample report, contact Customer Service at 1-800-237-1369.
 * - Denotes test methods that are outside of the ISO 17025 scope of accreditation.
 Statements of conformity to specifications are based on the simple acceptance decision rule (JCGM 106:2012)