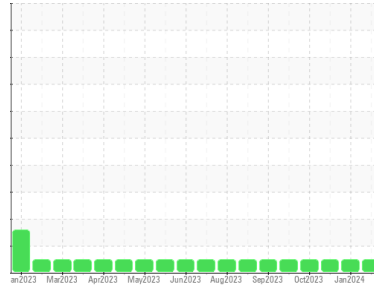




OIL ANALYSIS REPORT

Sample Rating Trend



NORMAL



Area
(DUX582)
Machine Id
10690
Component
Transmission (Auto)
Fluid
PETRO CANADA DuraDrive HD Synthetic 668 (--- GAL)

DIAGNOSIS

Recommendation

Resample at the next service interval to monitor.

Wear

All component wear rates are normal.

Contamination

There is no indication of any contamination in the fluid.

Fluid Condition

The condition of the fluid is acceptable for the time in service.

SAMPLE INFORMATION

	method	limit/base	current	history1	history2
Sample Number	Client Info		GFL0109940	GFL0107183	GFL0101262
Sample Date	Client Info		30 Jan 2024	12 Jan 2024	05 Dec 2023
Machine Age	hrs	Client Info	20431	20292	19992
Oil Age	hrs	Client Info	696	557	257
Oil Changed	Client Info		Not Chngd	Not Chngd	Not Chngd
Sample Status			NORMAL	NORMAL	NORMAL

CONTAMINATION

	method	limit/base	current	history1	history2
Water	WC Method	>0.1	NEG	NEG	NEG

WEAR METALS

	method	limit/base	current	history1	history2	
Iron	ppm	ASTM D5185m	>160	92	92	74
Chromium	ppm	ASTM D5185m	>5	<1	<1	<1
Nickel	ppm	ASTM D5185m	>5	<1	0	0
Titanium	ppm	ASTM D5185m		<1	0	0
Silver	ppm	ASTM D5185m	>5	0	0	0
Aluminum	ppm	ASTM D5185m	>50	7	6	5
Lead	ppm	ASTM D5185m	>50	2	<1	<1
Copper	ppm	ASTM D5185m	>225	7	7	6
Tin	ppm	ASTM D5185m	>10	1	<1	<1
Vanadium	ppm	ASTM D5185m		0	0	0
Cadmium	ppm	ASTM D5185m		<1	0	0

ADDITIVES

	method	limit/base	current	history1	history2	
Boron	ppm	ASTM D5185m		67	70	66
Barium	ppm	ASTM D5185m		0	3	0
Molybdenum	ppm	ASTM D5185m		1	0	<1
Manganese	ppm	ASTM D5185m		<1	0	<1
Magnesium	ppm	ASTM D5185m		6	3	3
Calcium	ppm	ASTM D5185m		120	122	124
Phosphorus	ppm	ASTM D5185m		240	259	218
Zinc	ppm	ASTM D5185m		27	<1	3
Sulfur	ppm	ASTM D5185m		1825	1861	1773

CONTAMINANTS

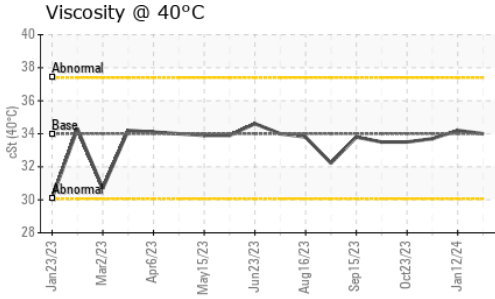
	method	limit/base	current	history1	history2	
Silicon	ppm	ASTM D5185m	>20	9	8	7
Sodium	ppm	ASTM D5185m		0	0	1
Potassium	ppm	ASTM D5185m	>20	2	2	1

VISUAL

	method	limit/base	current	history1	history2	
White Metal	scalar	*Visual	NONE	NONE	NONE	NONE
Yellow Metal	scalar	*Visual	NONE	NONE	NONE	NONE
Precipitate	scalar	*Visual	NONE	NONE	NONE	NONE
Silt	scalar	*Visual	NONE	NONE	NONE	NONE
Debris	scalar	*Visual	NONE	NONE	NONE	NONE
Sand/Dirt	scalar	*Visual	NONE	NONE	NONE	NONE
Appearance	scalar	*Visual	NORML	NORML	NORML	NORML
Odor	scalar	*Visual	NORML	NORML	NORML	NORML
Emulsified Water	scalar	*Visual	>0.1	NEG	NEG	NEG
Free Water	scalar	*Visual		NEG	NEG	NEG



OIL ANALYSIS REPORT



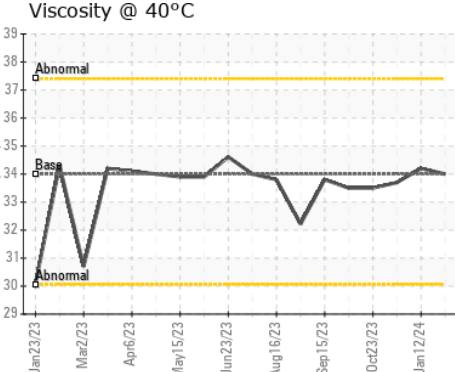
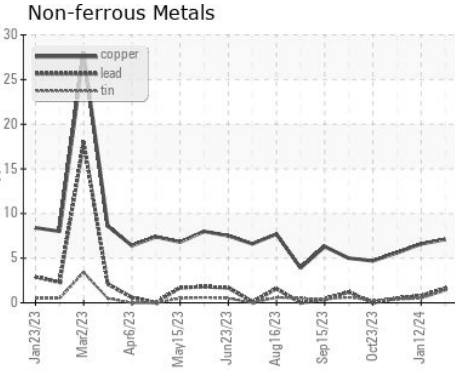
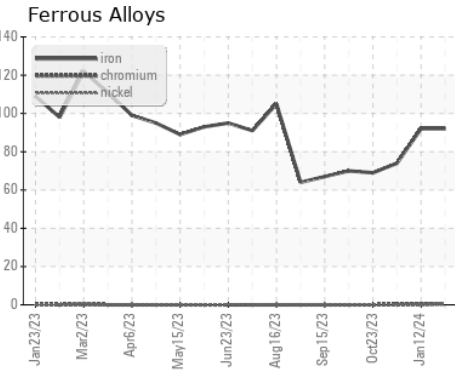
FLUID PROPERTIES

method	limit/base	current	history1	history2
Visc @ 40°C	cSt ASTM D445 34	34.0	34.2	33.7

SAMPLE IMAGES

method	limit/base	current	history1	history2
Color		no image	no image	no image
Bottom		no image	no image	no image

GRAPHS



Certificate L2367

Laboratory : WearCheck USA - 501 Madison Ave., Cary, NC 27513
Sample No. : GFL0109940 **Received** : 02 Feb 2024
Lab Number : 06078626 **Diagnosed** : 04 Feb 2024
Unique Number : 10860717 **Diagnostician** : Wes Davis
Test Package : FLEET

GFL Environmental - 010 - Stockbridge
 1280 Rum Creek Parkway
 Stockbridge, GA
 US 30281
 Contact: TECHNICIAN ACCOUNT
 wcgfldemo@gmail.com

To discuss this sample report, contact Customer Service at 1-800-237-1369.

* - Denotes test methods that are outside of the ISO 17025 scope of accreditation.

Statements of conformity to specifications are based on the simple acceptance decision rule (JCGM 106:2012)

T:
F: