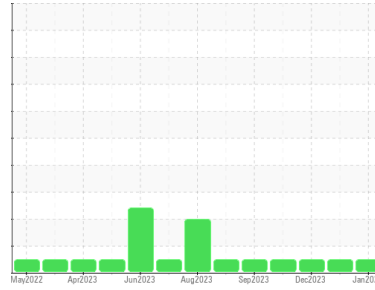




OIL ANALYSIS REPORT

Sample Rating Trend



NORMAL



Machine Id
731113-310101

Component
Natural Gas Engine

Fluid
PETRO CANADA DURON GEO LD 15W40 (--- GAL)

DIAGNOSIS

Recommendation

Resample at the next service interval to monitor.

Wear

All component wear rates are normal.

Contamination

There is no indication of any contamination in the oil.

Fluid Condition

The BN result indicates that there is suitable alkalinity remaining in the oil. The condition of the oil is suitable for further service.

SAMPLE INFORMATION

method	limit/base	current	history1	history2
Sample Number	Client Info	GFL0109817	GFL0103303	GFL0103361
Sample Date	Client Info	31 Jan 2024	16 Jan 2024	20 Dec 2023
Machine Age	hrs	5428	5330	5166
Oil Age	hrs	1200	0	0
Oil Changed	Client Info	Changed	Not Changd	Not Changd
Sample Status		NORMAL	NORMAL	NORMAL

CONTAMINATION

method	limit/base	current	history1	history2
Water	WC Method >0.1	NEG	NEG	NEG

WEAR METALS

method	limit/base	current	history1	history2	
Iron	ppm	ASTM D5185m >50	18	18	9
Chromium	ppm	ASTM D5185m >4	1	1	<1
Nickel	ppm	ASTM D5185m >2	0	<1	0
Titanium	ppm	ASTM D5185m	0	0	0
Silver	ppm	ASTM D5185m >3	0	0	0
Aluminum	ppm	ASTM D5185m >9	3	2	1
Lead	ppm	ASTM D5185m >30	14	8	4
Copper	ppm	ASTM D5185m >35	<1	<1	1
Tin	ppm	ASTM D5185m >4	2	<1	<1
Vanadium	ppm	ASTM D5185m	0	0	<1
Cadmium	ppm	ASTM D5185m	0	0	0

ADDITIVES

method	limit/base	current	history1	history2	
Boron	ppm	ASTM D5185m 50	6	6	16
Barium	ppm	ASTM D5185m 5	0	3	0
Molybdenum	ppm	ASTM D5185m 50	60	61	53
Manganese	ppm	ASTM D5185m 0	<1	<1	<1
Magnesium	ppm	ASTM D5185m 560	687	657	543
Calcium	ppm	ASTM D5185m 1510	1801	1668	1509
Phosphorus	ppm	ASTM D5185m 780	867	780	762
Zinc	ppm	ASTM D5185m 870	1103	1083	989
Sulfur	ppm	ASTM D5185m 2040	2717	2771	2460

CONTAMINANTS

method	limit/base	current	history1	history2	
Silicon	ppm	ASTM D5185m >+100	6	6	4
Sodium	ppm	ASTM D5185m	10	7	1
Potassium	ppm	ASTM D5185m >20	<1	2	0

INFRA-RED

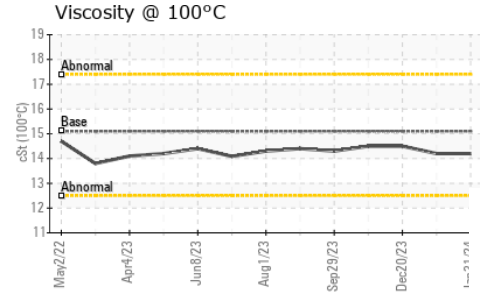
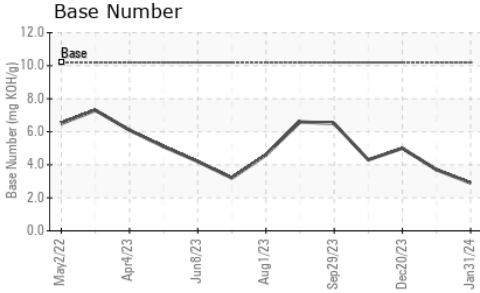
method	limit/base	current	history1	history2	
Soot %	%	*ASTM D7844	0	0	0
Nitration	Abs/cm	*ASTM D7624 >20	12.3	12.2	10.8
Sulfation	Abs/.1mm	*ASTM D7415 >30	27.2	25.7	21.2

FLUID DEGRADATION

method	limit/base	current	history1	history2	
Oxidation	Abs/.1mm	*ASTM D7414 >25	21.5	20.3	18.0
Base Number (BN)	mg KOH/g	ASTM D2896 10.2	2.9	3.7	5.0



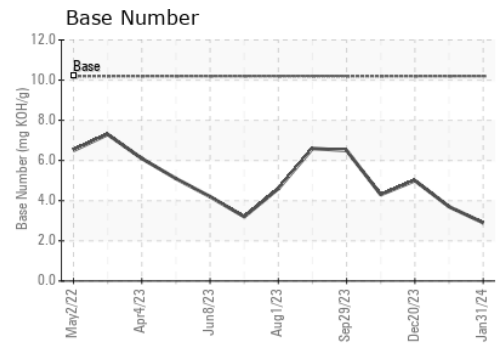
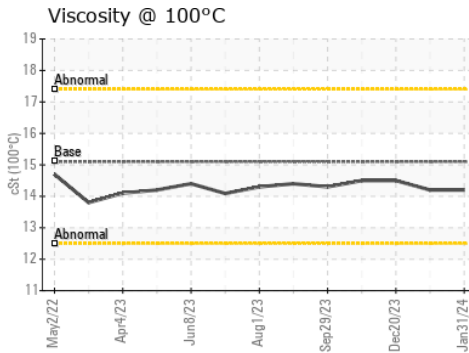
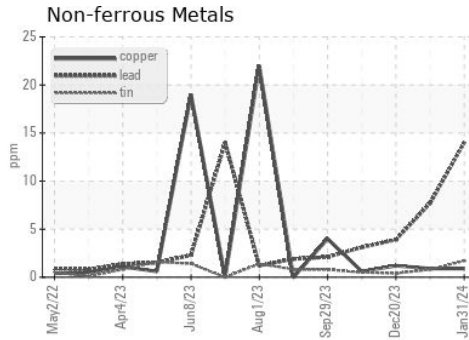
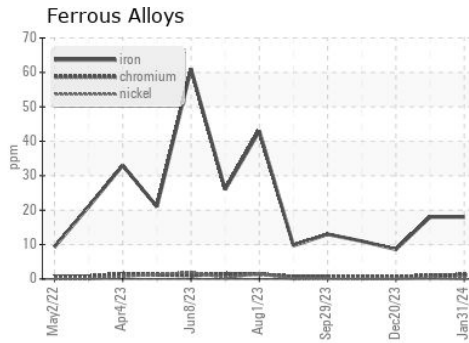
OIL ANALYSIS REPORT



PARAMETER	method	limit/base	current	history1	history2
White Metal	scalar	*Visual	NONE	NONE	NONE
Yellow Metal	scalar	*Visual	NONE	NONE	NONE
Precipitate	scalar	*Visual	NONE	NONE	NONE
Silt	scalar	*Visual	NONE	NONE	NONE
Debris	scalar	*Visual	NONE	NONE	NONE
Sand/Dirt	scalar	*Visual	NONE	NONE	NONE
Appearance	scalar	*Visual	NORML	NORML	NORML
Odor	scalar	*Visual	NORML	NORML	NORML
Emulsified Water	scalar	*Visual	>0.1	NEG	NEG
Free Water	scalar	*Visual		NEG	NEG

FLUID PROPERTIES	method	limit/base	current	history1	history2
Visc @ 100°C	cSt	ASTM D445	15.1	14.2	14.5

GRAPHS



Certificate L2367

Laboratory : WearCheck USA - 501 Madison Ave., Cary, NC 27513
 Sample No. : GFL0109817
 Lab Number : 06079561
 Unique Number : 10861652
 Test Package : FLEET

GFL Environmental - 836 - Kansas City Hauling
 7801 East Truman Road
 Kansas City, MO
 US 64126
 Contact: Loyce Stewart
 loyce.stewart@gflenv.com

To discuss this sample report, contact Customer Service at 1-800-237-1369.

* - Denotes test methods that are outside of the ISO 17025 scope of accreditation.

Statements of conformity to specifications are based on the simple acceptance decision rule (JCGM 106:2012)

T:
F: