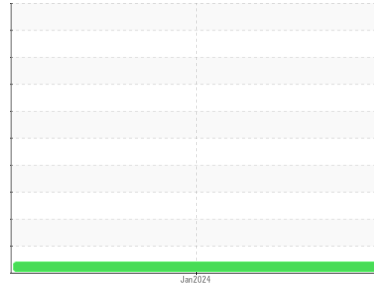


OIL ANALYSIS REPORT

Sample Rating Trend



VISCOSITY



Machine Id
2126998

Component
Diesel Engine

Fluid
DIESEL ENGINE OIL SAE 15W40 (--- GAL)

DIAGNOSIS

▲ Recommendation

Oil and filter change at the time of sampling has been noted. No corrective action is recommended at this time. Resample at the next service interval to monitor.

Wear

All component wear rates are normal.

Contamination

Fuel content negligible. There is no indication of any contamination in the oil.

▲ Fluid Condition

The oil viscosity is lower than normal. The BN result indicates that there is suitable alkalinity remaining in the oil. Confirm oil type.

SAMPLE INFORMATION

| | method | limit/base | current | history1 | history2 |
|---------------|-------------|-------------|--------------------|----------|----------|
| Sample Number | Client Info | | PCA0106439 | --- | --- |
| Sample Date | Client Info | | 24 Jan 2024 | --- | --- |
| Machine Age | mls | Client Info | 15000 | --- | --- |
| Oil Age | mls | Client Info | 0 | --- | --- |
| Oil Changed | Client Info | | Changed | --- | --- |
| Sample Status | | | ATTENTION | --- | --- |

CONTAMINATION

| | method | limit/base | current | history1 | history2 |
|--------|-----------|------------|------------|----------|----------|
| Water | WC Method | >0.2 | NEG | --- | --- |
| Glycol | WC Method | | NEG | --- | --- |

WEAR METALS

| | method | limit/base | current | history1 | history2 |
|----------|--------|------------------|--------------|----------|----------|
| Iron | ppm | ASTM D5185m >100 | 31 | --- | --- |
| Chromium | ppm | ASTM D5185m >20 | <1 | --- | --- |
| Nickel | ppm | ASTM D5185m >4 | 4 | --- | --- |
| Titanium | ppm | ASTM D5185m | 0 | --- | --- |
| Silver | ppm | ASTM D5185m >3 | 0 | --- | --- |
| Aluminum | ppm | ASTM D5185m >20 | 2 | --- | --- |
| Lead | ppm | ASTM D5185m >40 | 2 | --- | --- |
| Copper | ppm | ASTM D5185m >330 | 10 | --- | --- |
| Tin | ppm | ASTM D5185m >15 | 1 | --- | --- |
| Vanadium | ppm | ASTM D5185m | 0 | --- | --- |
| Cadmium | ppm | ASTM D5185m | 0 | --- | --- |

ADDITIVES

| | method | limit/base | current | history1 | history2 |
|------------|--------|------------------|--------------|----------|----------|
| Boron | ppm | ASTM D5185m 250 | 4 | --- | --- |
| Barium | ppm | ASTM D5185m 10 | 0 | --- | --- |
| Molybdenum | ppm | ASTM D5185m 100 | 61 | --- | --- |
| Manganese | ppm | ASTM D5185m | <1 | --- | --- |
| Magnesium | ppm | ASTM D5185m 450 | 874 | --- | --- |
| Calcium | ppm | ASTM D5185m 3000 | 1037 | --- | --- |
| Phosphorus | ppm | ASTM D5185m 1150 | 898 | --- | --- |
| Zinc | ppm | ASTM D5185m 1350 | 1197 | --- | --- |
| Sulfur | ppm | ASTM D5185m 4250 | 2474 | --- | --- |

CONTAMINANTS

| | method | limit/base | current | history1 | history2 |
|-----------|--------|------------------|------------|----------|----------|
| Silicon | ppm | ASTM D5185m >25 | 7 | --- | --- |
| Sodium | ppm | ASTM D5185m >158 | 0 | --- | --- |
| Potassium | ppm | ASTM D5185m >20 | 2 | --- | --- |
| Fuel | % | ASTM D3524 >5 | 0.4 | --- | --- |

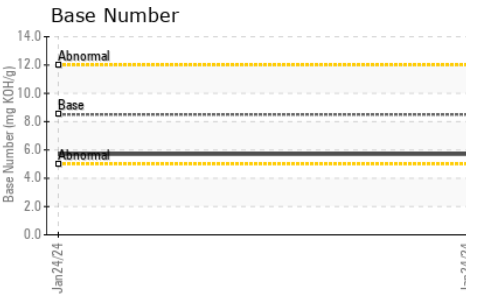
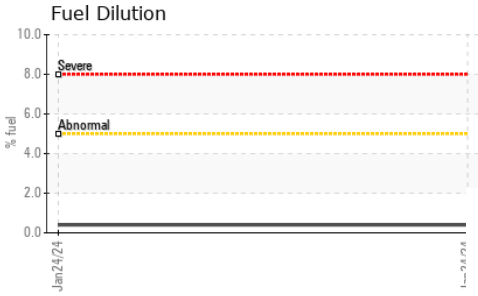
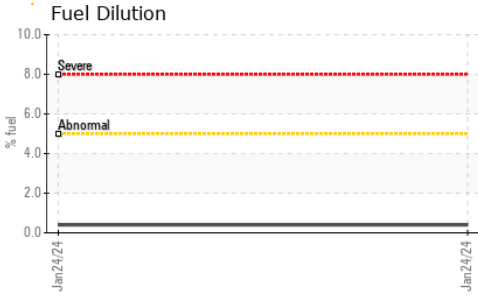
INFRA-RED

| | method | limit/base | current | history1 | history2 |
|-----------|----------|-----------------|-------------|----------|----------|
| Soot % | % | *ASTM D7844 >3 | 0.7 | --- | --- |
| Nitration | Abs/cm | *ASTM D7624 >20 | 10.2 | --- | --- |
| Sulfation | Abs/.1mm | *ASTM D7415 >30 | 22.5 | --- | --- |

FLUID DEGRADATION

| | method | limit/base | current | history1 | history2 |
|------------------|----------|-----------------|-------------|----------|----------|
| Oxidation | Abs/.1mm | *ASTM D7414 >25 | 18.5 | --- | --- |
| Base Number (BN) | mg KOH/g | ASTM D2896 8.5 | 5.7 | --- | --- |


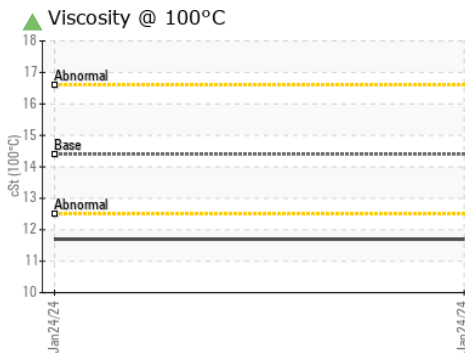
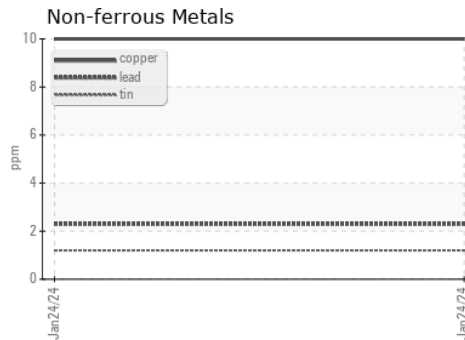

OIL ANALYSIS REPORT



| VISUAL | method | limit/base | current | history1 | history2 | |
|------------------|--------|------------|---------|----------|----------|-----|
| White Metal | scalar | *Visual | NONE | NONE | --- | --- |
| Yellow Metal | scalar | *Visual | NONE | NONE | --- | --- |
| Precipitate | scalar | *Visual | NONE | NONE | --- | --- |
| Silt | scalar | *Visual | NONE | NONE | --- | --- |
| Debris | scalar | *Visual | NONE | NONE | --- | --- |
| Sand/Dirt | scalar | *Visual | NONE | NONE | --- | --- |
| Appearance | scalar | *Visual | NORML | NORML | --- | --- |
| Odor | scalar | *Visual | NORML | NORML | --- | --- |
| Emulsified Water | scalar | *Visual | >0.2 | NEG | --- | --- |
| Free Water | scalar | *Visual | | NEG | --- | --- |

| FLUID PROPERTIES | method | limit/base | current | history1 | history2 | |
|------------------|--------|------------|---------|----------|----------|-----|
| Visc @ 100°C | cSt | ASTM D445 | 14.4 | ▲ 11.7 | --- | --- |

GRAPHS



Certificate L2367

Laboratory : WearCheck USA - 501 Madison Ave., Cary, NC 27513
Sample No. : PCA0106439 **Received** : 05 Feb 2024
Lab Number : 06080375 **Tested** : 07 Feb 2024
Unique Number : 10862466 **Diagnosed** : 07 Feb 2024 - Sean Felton
Test Package : FLEET (Additional Tests: FuelDilution, PercentFuel)

PERDUE FARMS INC - GARAGE
 189 PERDUE WAY
 CANDOR, NC
 US 27229
 Contact: Service Manager

To discuss this sample report, contact Customer Service at 1-800-237-1369.

* - Denotes test methods that are outside of the ISO 17025 scope of accreditation.

Statements of conformity to specifications are based on the simple acceptance decision rule (JCGM 106:2012)

T:
F: