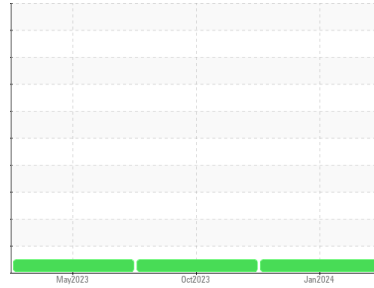


OIL ANALYSIS REPORT

Sample Rating Trend

NORMAL



Area
KEMP QUARRIES / RVM - ARKOMA
 Machine Id
WL150
 Component
Rear Right Final Drive
 Fluid
PETRO CANADA PRODURO TO-4 SAE 50 (--- GAL)

DIAGNOSIS

Recommendation

Resample at the next service interval to monitor. Please specify the component make and model with your next sample.

Wear

All component wear rates are normal.

Contamination

There is no indication of any contamination in the oil.

Fluid Condition

The condition of the oil is acceptable for the time in service.

SAMPLE INFORMATION

	method	limit/base	current	history1	history2
Sample Number	Client Info		PCA0084216	PCA0084198	PCA0085692
Sample Date	Client Info		30 Jan 2024	24 Oct 2023	16 May 2023
Machine Age	hrs	Client Info	34346	33859	33313
Oil Age	hrs	Client Info	33859	33313	33313
Oil Changed	Client Info		Not Chngd	Not Chngd	N/A
Sample Status			NORMAL	NORMAL	NORMAL

CONTAMINATION

	method	limit/base	current	history1	history2
Water	WC Method	>0.2	NEG	NEG	NEG

WEAR METALS

	method	limit/base	current	history1	history2
Iron	ppm	ASTM D5185m >500	19	12	105
Chromium	ppm	ASTM D5185m >10	<1	0	<1
Nickel	ppm	ASTM D5185m >10	0	<1	0
Titanium	ppm	ASTM D5185m	0	0	<1
Silver	ppm	ASTM D5185m	0	0	0
Aluminum	ppm	ASTM D5185m >25	2	1	3
Lead	ppm	ASTM D5185m >25	0	0	0
Copper	ppm	ASTM D5185m >50	<1	0	4
Tin	ppm	ASTM D5185m >10	0	<1	0
Vanadium	ppm	ASTM D5185m	0	0	0
Cadmium	ppm	ASTM D5185m	0	0	0

ADDITIVES

	method	limit/base	current	history1	history2
Boron	ppm	ASTM D5185m 2	0	0	5
Barium	ppm	ASTM D5185m 0	5	0	0
Molybdenum	ppm	ASTM D5185m 0	0	0	1
Manganese	ppm	ASTM D5185m 0	0	0	1
Magnesium	ppm	ASTM D5185m 9	11	15	15
Calcium	ppm	ASTM D5185m 3114	3408	3385	3901
Phosphorus	ppm	ASTM D5185m 1099	937	1048	997
Zinc	ppm	ASTM D5185m 1245	1186	1256	1194
Sulfur	ppm	ASTM D5185m 7086	5443	5344	8960

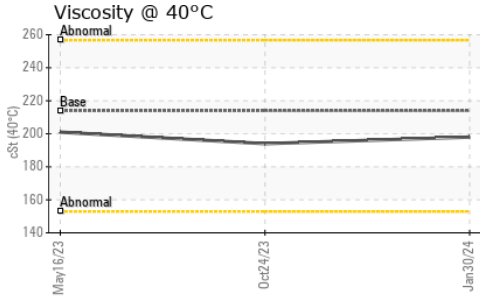
CONTAMINANTS

	method	limit/base	current	history1	history2
Silicon	ppm	ASTM D5185m >75	11	10	30
Sodium	ppm	ASTM D5185m	0	<1	0
Potassium	ppm	ASTM D5185m >20	2	<1	2

VISUAL

	method	limit/base	current	history1	history2
White Metal	scalar	*Visual NONE	NONE	NONE	MODER
Yellow Metal	scalar	*Visual NONE	NONE	NONE	NONE
Precipitate	scalar	*Visual NONE	NONE	NONE	NONE
Silt	scalar	*Visual NONE	NONE	NONE	NONE
Debris	scalar	*Visual NONE	NONE	NONE	NONE
Sand/Dirt	scalar	*Visual NONE	NONE	NONE	NONE
Appearance	scalar	*Visual NORML	NORML	NORML	NORML
Odor	scalar	*Visual NORML	NORML	NORML	NORML
Emulsified Water	scalar	*Visual >0.2	NEG	NEG	NEG
Free Water	scalar	*Visual	NEG	NEG	NEG

OIL ANALYSIS REPORT

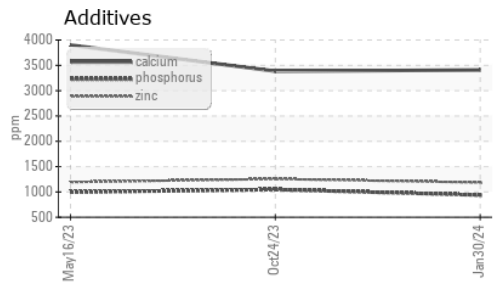
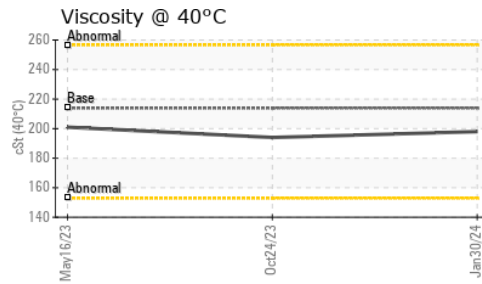
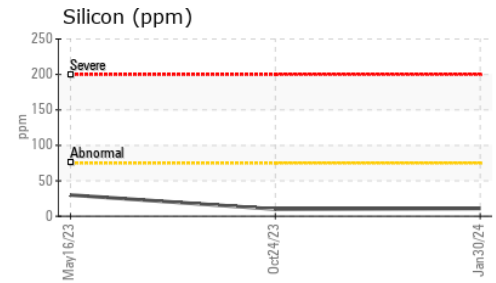
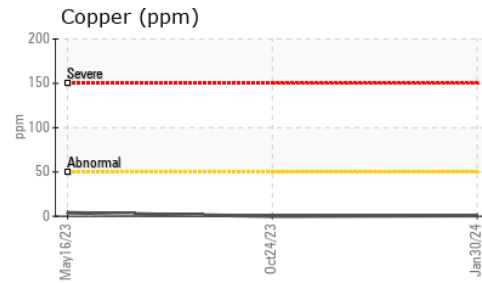
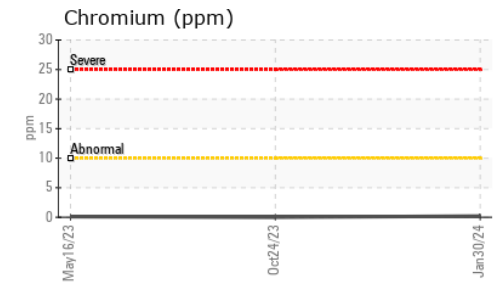
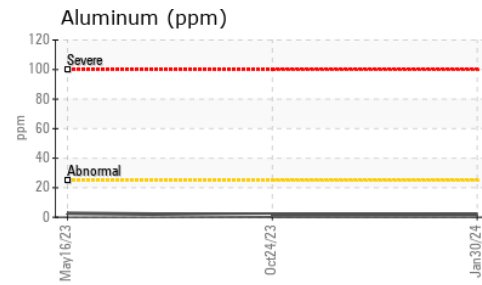
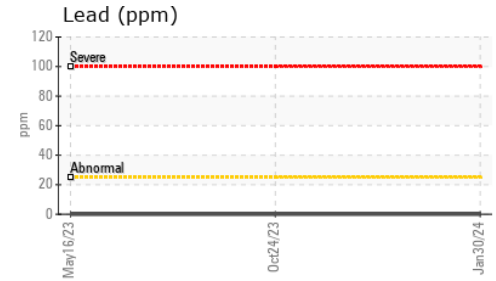
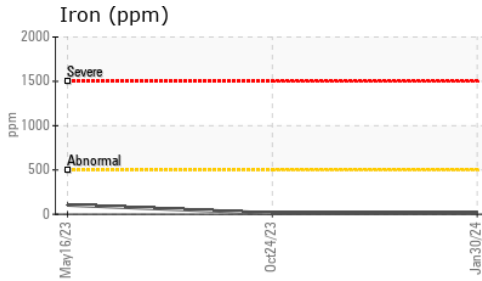


FLUID PROPERTIES		method	limit/base	current	history1	history2
Visc @ 40°C	cSt	ASTM D445	213.9	198	194	201

SAMPLE IMAGES		method	limit/base	current	history1	history2
---------------	--	--------	------------	---------	----------	----------

Color				no image	no image	no image
Bottom				no image	no image	no image

GRAPHS



Certificate L2367

Laboratory : WearCheck USA - 501 Madison Ave., Cary, NC 27513
Sample No. : PCA0084216 **Received** : 06 Feb 2024
Lab Number : 06082064 **Tested** : 07 Feb 2024
Unique Number : 10869509 **Diagnosed** : 07 Feb 2024 - Wes Davis
Test Package : MOB 1

Kemp Quarries - River Valley - Arkoma
 12971 HWY 9a
 Shawnee, OK
 US 74804
 Contact:

To discuss this sample report, contact Customer Service at 1-800-237-1369.

* - Denotes test methods that are outside of the ISO 17025 scope of accreditation.

Statements of conformity to specifications are based on the simple acceptance decision rule (JCGM 106:2012)

arkomashop@kempquarries.net

T:
F: