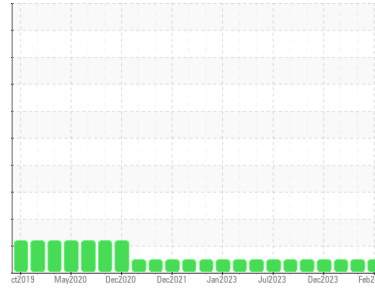




# OIL ANALYSIS REPORT

Sample Rating Trend



**NORMAL**



Machine Id  
**421029-402323**  
 Component  
**Diesel Engine**  
 Fluid  
**PETRO CANADA DURON SHP 15W40 (--- GAL)**

## DIAGNOSIS

### Recommendation

Resample at the next service interval to monitor.

### Wear

All component wear rates are normal.

### Contamination

There is no indication of any contamination in the oil.

### Fluid Condition

The BN result indicates that there is suitable alkalinity remaining in the oil. The condition of the oil is suitable for further service.

## SAMPLE INFORMATION

	method	limit/base	current	history1	history2
Sample Number	Client Info		<b>GFL0107944</b>	GFL0107973	GFL0102581
Sample Date	Client Info		<b>05 Feb 2024</b>	24 Jan 2024	18 Jan 2024
Machine Age	hrs	Client Info	<b>24562</b>	24508	24480
Oil Age	hrs	Client Info	<b>600</b>	0	0
Oil Changed	Client Info		<b>Changed</b>	Not Changd	Not Changd
Sample Status			<b>NORMAL</b>	NORMAL	NORMAL

## CONTAMINATION

	method	limit/base	current	history1	history2
Fuel	WC Method	>3.0	<b>&lt;1.0</b>	<1.0	<1.0
Water	WC Method	>0.2	<b>NEG</b>	NEG	NEG
Glycol	WC Method		<b>NEG</b>	NEG	NEG

## WEAR METALS

	method	limit/base	current	history1	history2
Iron	ppm	ASTM D5185m >120	<b>5</b>	6	6
Chromium	ppm	ASTM D5185m >20	<b>&lt;1</b>	<1	<1
Nickel	ppm	ASTM D5185m >5	<b>&lt;1</b>	1	<1
Titanium	ppm	ASTM D5185m >2	<b>&lt;1</b>	<1	<1
Silver	ppm	ASTM D5185m >2	<b>0</b>	0	0
Aluminum	ppm	ASTM D5185m >20	<b>2</b>	2	3
Lead	ppm	ASTM D5185m >40	<b>0</b>	<1	<1
Copper	ppm	ASTM D5185m >330	<b>0</b>	0	<1
Tin	ppm	ASTM D5185m >15	<b>&lt;1</b>	<1	<1
Vanadium	ppm	ASTM D5185m	<b>0</b>	0	0
Cadmium	ppm	ASTM D5185m	<b>0</b>	0	0

## ADDITIVES

	method	limit/base	current	history1	history2
Boron	ppm	ASTM D5185m 0	<b>4</b>	3	2
Barium	ppm	ASTM D5185m 0	<b>0</b>	<1	3
Molybdenum	ppm	ASTM D5185m 60	<b>57</b>	54	55
Manganese	ppm	ASTM D5185m 0	<b>&lt;1</b>	<1	0
Magnesium	ppm	ASTM D5185m 1010	<b>864</b>	811	873
Calcium	ppm	ASTM D5185m 1070	<b>918</b>	919	1025
Phosphorus	ppm	ASTM D5185m 1150	<b>930</b>	866	929
Zinc	ppm	ASTM D5185m 1270	<b>1200</b>	1096	1163
Sulfur	ppm	ASTM D5185m 2060	<b>2824</b>	2569	3419

## CONTAMINANTS

	method	limit/base	current	history1	history2
Silicon	ppm	ASTM D5185m >25	<b>3</b>	3	3
Sodium	ppm	ASTM D5185m	<b>2</b>	4	0
Potassium	ppm	ASTM D5185m >20	<b>0</b>	2	1

## INFRA-RED

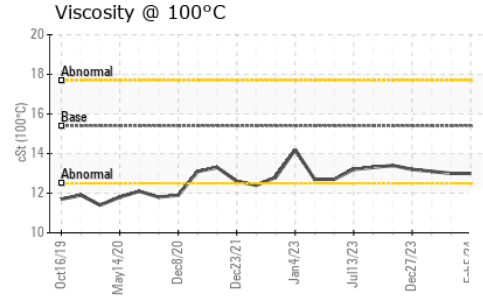
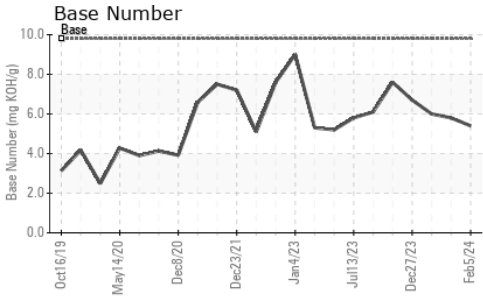
	method	limit/base	current	history1	history2
Soot %	%	*ASTM D7844 >4	<b>0.3</b>	0.3	0.2
Nitration	Abs/cm	*ASTM D7624 >20	<b>9.4</b>	9.1	8.9
Sulfation	Abs/.1mm	*ASTM D7415 >30	<b>20.0</b>	19.9	19.8

## FLUID DEGRADATION

	method	limit/base	current	history1	history2
Oxidation	Abs/.1mm	*ASTM D7414 >25	<b>16.6</b>	16.4	16.2
Base Number (BN)	mg KOH/g	ASTM D2896 9.8	<b>5.4</b>	5.8	6.0



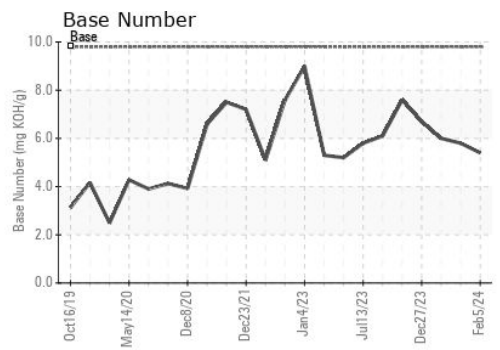
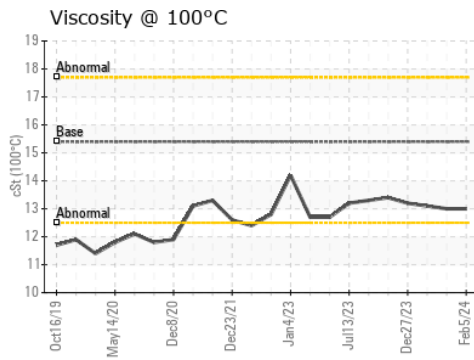
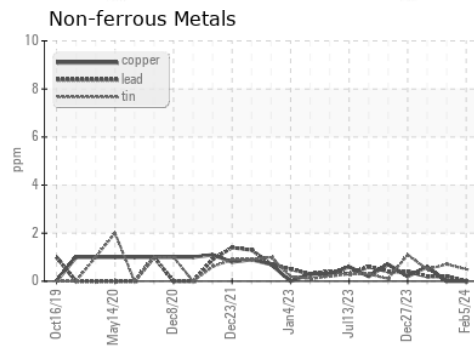
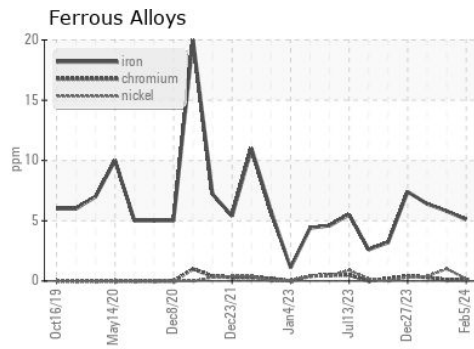
# OIL ANALYSIS REPORT



VISUAL	method	limit/base	current	history1	history2
White Metal	scalar	*Visual	NONE	NONE	NONE
Yellow Metal	scalar	*Visual	NONE	NONE	NONE
Precipitate	scalar	*Visual	NONE	NONE	NONE
Silt	scalar	*Visual	NONE	NONE	NONE
Debris	scalar	*Visual	NONE	NONE	NONE
Sand/Dirt	scalar	*Visual	NONE	NONE	NONE
Appearance	scalar	*Visual	NORML	NORML	NORML
Odor	scalar	*Visual	NORML	NORML	NORML
Emulsified Water	scalar	*Visual	>0.2	NEG	NEG
Free Water	scalar	*Visual		NEG	NEG

FLUID PROPERTIES	method	limit/base	current	history1	history2	
Visc @ 100°C	cSt	ASTM D445	15.4	<b>13.0</b>	13.0	13.1

## GRAPHS



**Laboratory** : WearCheck USA - 501 Madison Ave., Cary, NC 27513  
**Sample No.** : GFL0107944 **Received** : 07 Feb 2024  
**Lab Number** : **06082389** **Tested** : 08 Feb 2024  
**Unique Number** : 10869834 **Diagnosed** : 08 Feb 2024 - Wes Davis  
**Test Package** : FLEET

**GFL Environmental - 892 - Pauls Valley Hauling**  
 405 East Airport Industrial Road  
 Pauls Valley, OK  
 US 73075  
 Contact: Tony Graham  
 tgraham2@wcamerica.com  
 T:  
 F:

Certificate L2367  
 To discuss this sample report, contact Customer Service at 1-800-237-1369.  
 \* - Denotes test methods that are outside of the ISO 17025 scope of accreditation.  
 Statements of conformity to specifications are based on the simple acceptance decision rule (JCGM 106:2012)