



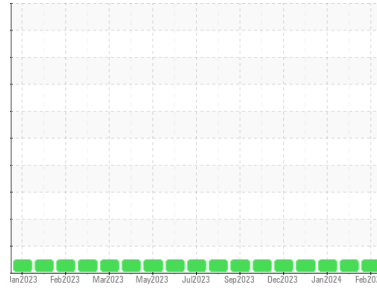
OIL ANALYSIS REPORT

Sample Rating Trend

NORMAL



Area
(DUW947)
Machine Id
10629
Component
Transmission (Auto)
Fluid
PETRO CANADA DuraDrive HD Synthetic 668 (--- GAL)



DIAGNOSIS

- Recommendation**
Resample at the next service interval to monitor.
- Wear**
All component wear rates are normal.
- Contamination**
There is no indication of any contamination in the fluid.
- Fluid Condition**
The condition of the fluid is acceptable for the time in service.

SAMPLE INFORMATION

method	limit/base	current	history1	history2
Sample Number	Client Info	GFL0109944	GFL0109920	GFL0101159
Sample Date	Client Info	06 Feb 2024	23 Jan 2024	08 Jan 2024
Machine Age	hrs	883	782	637
Oil Age	hrs	920	879	734
Oil Changed	Client Info	Not Changed	Not Changed	Not Changed
Sample Status		NORMAL	NORMAL	NORMAL

CONTAMINATION

method	limit/base	current	history1	history2
Water	WC Method >0.1	NEG	NEG	NEG

WEAR METALS

method	limit/base	current	history1	history2
Iron	ppm ASTM D5185m >160	44	43	35
Chromium	ppm ASTM D5185m >5	0	<1	0
Nickel	ppm ASTM D5185m >5	0	0	0
Titanium	ppm ASTM D5185m	0	<1	0
Silver	ppm ASTM D5185m >5	0	0	0
Aluminum	ppm ASTM D5185m >50	5	2	4
Lead	ppm ASTM D5185m >50	<1	1	0
Copper	ppm ASTM D5185m >225	4	4	4
Tin	ppm ASTM D5185m >10	<1	<1	<1
Vanadium	ppm ASTM D5185m	0	0	0
Cadmium	ppm ASTM D5185m	0	0	0

ADDITIVES

method	limit/base	current	history1	history2
Boron	ppm ASTM D5185m	81	77	66
Barium	ppm ASTM D5185m	0	0	0
Molybdenum	ppm ASTM D5185m	0	<1	0
Manganese	ppm ASTM D5185m	<1	0	<1
Magnesium	ppm ASTM D5185m	2	2	<1
Calcium	ppm ASTM D5185m	120	124	118
Phosphorus	ppm ASTM D5185m	217	185	214
Zinc	ppm ASTM D5185m	5	1	0
Sulfur	ppm ASTM D5185m	1684	1745	1678

CONTAMINANTS

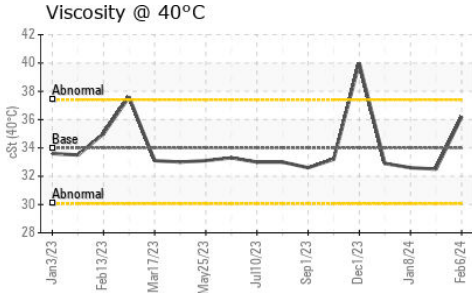
method	limit/base	current	history1	history2
Silicon	ppm ASTM D5185m >20	4	5	4
Sodium	ppm ASTM D5185m	4	0	4
Potassium	ppm ASTM D5185m >20	0	2	<1

VISUAL

method	limit/base	current	history1	history2
White Metal	scalar *Visual NONE	NONE	NONE	NONE
Yellow Metal	scalar *Visual NONE	NONE	NONE	NONE
Precipitate	scalar *Visual NONE	NONE	NONE	NONE
Silt	scalar *Visual NONE	NONE	NONE	NONE
Debris	scalar *Visual NONE	NONE	NONE	NONE
Sand/Dirt	scalar *Visual NONE	NONE	NONE	NONE
Appearance	scalar *Visual NORML	NORML	NORML	NORML
Odor	scalar *Visual NORML	NORML	NORML	NORML
Emulsified Water	scalar *Visual >0.1	NEG	NEG	NEG
Free Water	scalar *Visual	NEG	NEG	NEG



OIL ANALYSIS REPORT



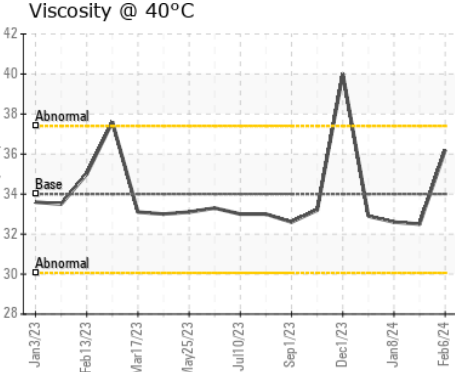
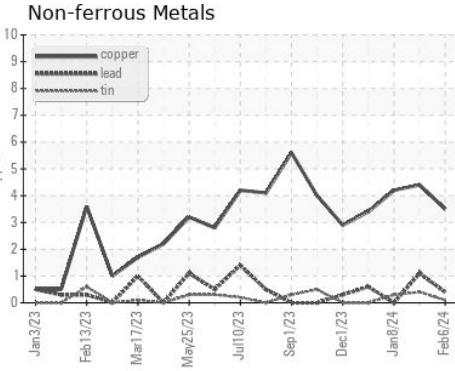
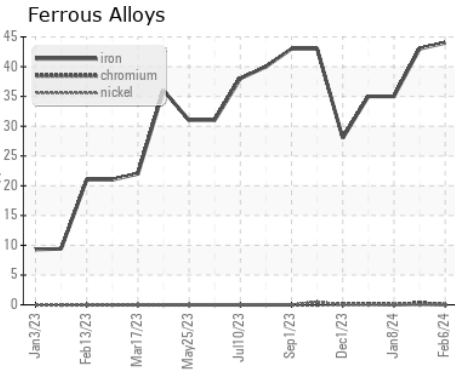
FLUID PROPERTIES

method	limit/base	current	history1	history2
Visc @ 40°C	cSt ASTM D445 34	36.2	32.5	32.6

SAMPLE IMAGES

method	limit/base	current	history1	history2
Color		no image	no image	no image
Bottom		no image	no image	no image

GRAPHS



Certificate L2367

Laboratory : WearCheck USA - 501 Madison Ave., Cary, NC 27513
Sample No. : GFL0109944
Lab Number : 06084413
Unique Number : 10871858
Test Package : FLEET

Received : 08 Feb 2024
Tested : 09 Feb 2024
Diagnosed : 09 Feb 2024 - Wes Davis

GFL Environmental - 010 - Stockbridge
 1280 Rum Creek Parkway
 Stockbridge, GA
 US 30281
 Contact: JOSHUA TINKER
 joshuatinker@gflenv.com

To discuss this sample report, contact Customer Service at 1-800-237-1369.

* - Denotes test methods that are outside of the ISO 17025 scope of accreditation.

Statements of conformity to specifications are based on the simple acceptance decision rule (JCGM 106:2012)

T:
F: