



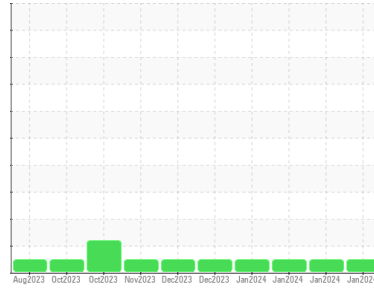
OIL ANALYSIS REPORT

Sample Rating Trend

NORMAL



Machine Id
834048
 Component
Diesel Engine
 Fluid
PETRO CANADA DURON GEO LD 15W40 (--- GAL)



DIAGNOSIS

Recommendation

Resample at the next service interval to monitor.

Wear

All component wear rates are normal.

Contamination

There is no indication of any contamination in the oil.

Fluid Condition

The BN result indicates that there is suitable alkalinity remaining in the oil. The condition of the oil is suitable for further service.

SAMPLE INFORMATION

method	limit/base	current	history1	history2	
Sample Number	Client Info	GFL0108114	GFL0108115	GFL0108135	
Sample Date	Client Info	30 Jan 2024	26 Jan 2024	24 Jan 2024	
Machine Age	hrs	Client Info	1241	1221	0
Oil Age	hrs	Client Info	0	0	0
Oil Changed	Client Info	Not Changed	Changed	Not Changed	
Sample Status		NORMAL	NORMAL	NORMAL	

CONTAMINATION

method	limit/base	current	history1	history2
Fuel	WC Method >5	<1.0	<1.0	<1.0
Water	WC Method >0.2	NEG	NEG	NEG
Glycol	WC Method	NEG	NEG	NEG

WEAR METALS

method	limit/base	current	history1	history2	
Iron	ppm	ASTM D5185m >80	6	33	26
Chromium	ppm	ASTM D5185m >5	<1	2	1
Nickel	ppm	ASTM D5185m >2	<1	2	<1
Titanium	ppm	ASTM D5185m	<1	<1	<1
Silver	ppm	ASTM D5185m >3	0	0	0
Aluminum	ppm	ASTM D5185m >30	2	5	5
Lead	ppm	ASTM D5185m >30	<1	3	2
Copper	ppm	ASTM D5185m >150	2	8	6
Tin	ppm	ASTM D5185m >5	<1	2	2
Vanadium	ppm	ASTM D5185m	0	0	<1
Cadmium	ppm	ASTM D5185m	<1	<1	<1

ADDITIVES

method	limit/base	current	history1	history2	
Boron	ppm	ASTM D5185m 50	46	5	4
Barium	ppm	ASTM D5185m 5	13	0	0
Molybdenum	ppm	ASTM D5185m 50	51	58	44
Manganese	ppm	ASTM D5185m 0	1	6	4
Magnesium	ppm	ASTM D5185m 560	554	669	634
Calcium	ppm	ASTM D5185m 1510	1455	1458	1458
Phosphorus	ppm	ASTM D5185m 780	715	685	686
Zinc	ppm	ASTM D5185m 870	928	1025	870
Sulfur	ppm	ASTM D5185m 2040	2435	2189	2002

CONTAMINANTS

method	limit/base	current	history1	history2	
Silicon	ppm	ASTM D5185m >20	6	15	12
Sodium	ppm	ASTM D5185m	0	0	5
Potassium	ppm	ASTM D5185m >20	2	8	6

INFRA-RED

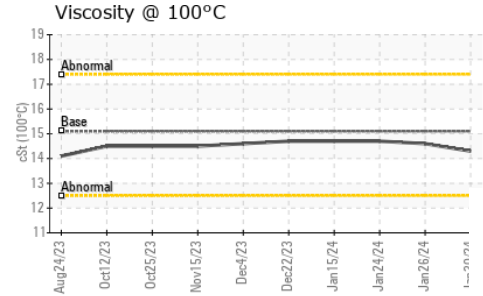
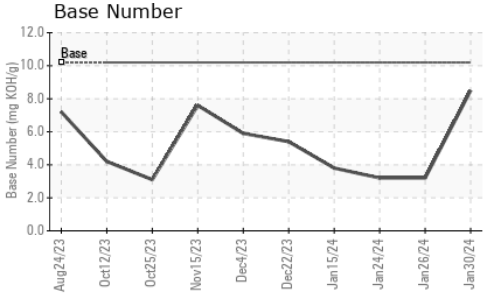
method	limit/base	current	history1	history2	
Soot %	%	*ASTM D7844 >3	0	0	0
Nitration	Abs/cm	*ASTM D7624 >20	6.6	12.1	12.3
Sulfation	Abs/.1mm	*ASTM D7415 >30	19.4	24.0	23.9

FLUID DEGRADATION

method	limit/base	current	history1	history2	
Oxidation	Abs/.1mm	*ASTM D7414 >25	16.2	21.4	21.5
Base Number (BN)	mg KOH/g	ASTM D2896 10.2	8.5	3.2	3.2



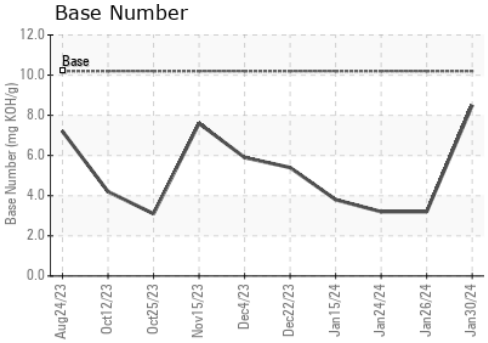
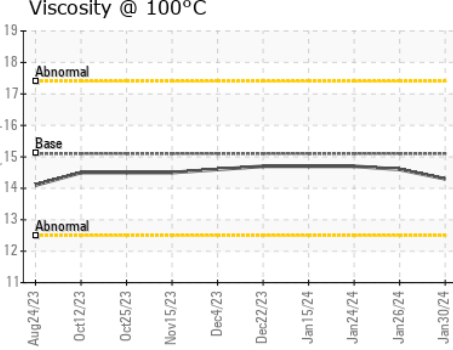
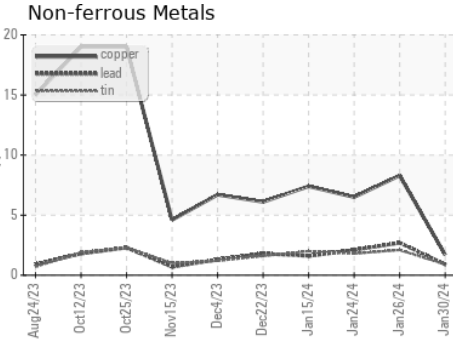
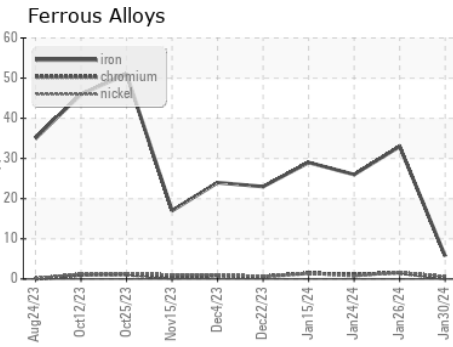
OIL ANALYSIS REPORT



VISUAL	method	limit/base	current	history1	history2
White Metal	scalar	*Visual	NONE	NONE	NONE
Yellow Metal	scalar	*Visual	NONE	NONE	NONE
Precipitate	scalar	*Visual	NONE	NONE	NONE
Silt	scalar	*Visual	NONE	NONE	NONE
Debris	scalar	*Visual	NONE	NONE	NONE
Sand/Dirt	scalar	*Visual	NONE	NONE	NONE
Appearance	scalar	*Visual	NORML	NORML	NORML
Odor	scalar	*Visual	NORML	NORML	NORML
Emulsified Water	scalar	*Visual	>0.2	NEG	NEG
Free Water	scalar	*Visual		NEG	NEG

FLUID PROPERTIES	method	limit/base	current	history1	history2	
Visc @ 100°C	cSt	ASTM D445	15.1	14.3	14.6	14.7

GRAPHS



Certificate L2367

Laboratory : WearCheck USA - 501 Madison Ave., Cary, NC 27513
Sample No. : GFL0108114
Lab Number : 06086535
Unique Number : 10873980
Test Package : FLEET

Received : 12 Feb 2024
Tested : 13 Feb 2024
Diagnosed : 13 Feb 2024 - Wes Davis

GFL Environmental - 837 - Harrison TS
 22820 S State Route 291
 Harrisonville, MO
 US 64701
 Contact: JOHNNY PEREZ
 johnny.perez@gflenv.com

To discuss this sample report, contact Customer Service at 1-800-237-1369.

* - Denotes test methods that are outside of the ISO 17025 scope of accreditation.

Statements of conformity to specifications are based on the simple acceptance decision rule (JCGM 106:2012)

T:
F: