



OIL ANALYSIS REPORT

Sample Rating Trend

NORMAL



Area
(48016R)
Machine Id
421044-12024
Component
Diesel Engine
Fluid
PETRO CANADA DURON SHP 15W40 (--- GAL)

DIAGNOSIS

Recommendation

Resample at the next service interval to monitor.

Wear

All component wear rates are normal.

Contamination

There is no indication of any contamination in the oil.

Fluid Condition

The BN result indicates that there is suitable alkalinity remaining in the oil. The condition of the oil is suitable for further service.

SAMPLE INFORMATION

method	limit/base	current	history1	history2
Sample Number	Client Info	GFL0103562	---	---
Sample Date	Client Info	07 Feb 2024	---	---
Machine Age	hrs Client Info	6519	---	---
Oil Age	hrs Client Info	0	---	---
Oil Changed	Client Info	Not Chngd	---	---
Sample Status		NORMAL	---	---

CONTAMINATION

method	limit/base	current	history1	history2
Fuel	WC Method >3.0	<1.0	---	---
Water	WC Method >0.2	NEG	---	---
Glycol	WC Method	NEG	---	---

WEAR METALS

method	limit/base	current	history1	history2
Iron	ppm ASTM D5185m >120	3	---	---
Chromium	ppm ASTM D5185m >20	0	---	---
Nickel	ppm ASTM D5185m >15	0	---	---
Titanium	ppm ASTM D5185m >2	0	---	---
Silver	ppm ASTM D5185m >3	0	---	---
Aluminum	ppm ASTM D5185m >20	1	---	---
Lead	ppm ASTM D5185m >40	<1	---	---
Copper	ppm ASTM D5185m >330	1	---	---
Tin	ppm ASTM D5185m >15	<1	---	---
Vanadium	ppm ASTM D5185m	0	---	---
Cadmium	ppm ASTM D5185m	0	---	---

ADDITIVES

method	limit/base	current	history1	history2
Boron	ppm ASTM D5185m 0	2	---	---
Barium	ppm ASTM D5185m 0	0	---	---
Molybdenum	ppm ASTM D5185m 60	57	---	---
Manganese	ppm ASTM D5185m 0	<1	---	---
Magnesium	ppm ASTM D5185m 1010	970	---	---
Calcium	ppm ASTM D5185m 1070	1080	---	---
Phosphorus	ppm ASTM D5185m 1150	1066	---	---
Zinc	ppm ASTM D5185m 1270	1235	---	---
Sulfur	ppm ASTM D5185m 2060	3266	---	---

CONTAMINANTS

method	limit/base	current	history1	history2
Silicon	ppm ASTM D5185m >25	3	---	---
Sodium	ppm ASTM D5185m	<1	---	---
Potassium	ppm ASTM D5185m >20	<1	---	---

INFRA-RED

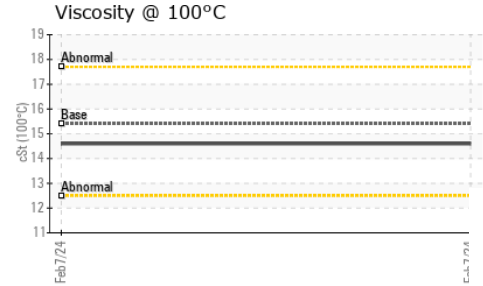

method	limit/base	current	history1	history2
Soot %	% *ASTM D7844 >4	0.1	---	---
Nitration	Abs/cm *ASTM D7624 >20	5.8	---	---
Sulfation	Abs/.1mm *ASTM D7415 >30	18.0	---	---

FLUID DEGRADATION

method	limit/base	current	history1	history2
Oxidation	Abs/.1mm *ASTM D7414 >25	14.1	---	---
Base Number (BN)	mg KOH/g ASTM D2896 9.8	9.0	---	---




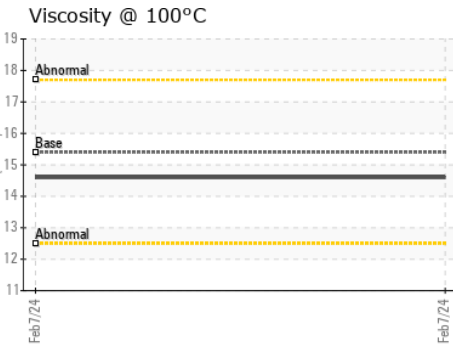


OIL ANALYSIS REPORT



PARAMETER	method	limit/base	current	history1	history2	
White Metal	scalar	*Visual	NONE	LIGHT	---	---
Yellow Metal	scalar	*Visual	NONE	NONE	---	---
Precipitate	scalar	*Visual	NONE	NONE	---	---
Silt	scalar	*Visual	NONE	NONE	---	---
Debris	scalar	*Visual	NONE	NONE	---	---
Sand/Dirt	scalar	*Visual	NONE	NONE	---	---
Appearance	scalar	*Visual	NORML	NORML	---	---
Odor	scalar	*Visual	NORML	NORML	---	---
Emulsified Water	scalar	*Visual	>0.2	NEG	---	---
Free Water	scalar	*Visual		NEG	---	---

FLUID PROPERTIES	method	limit/base	current	history1	history2	
Visc @ 100°C	cSt	ASTM D445	15.4	14.6	---	---

GRAPHS



Certificate L2367

Laboratory : WearCheck USA - 501 Madison Ave., Cary, NC 27513
Sample No. : GFL0103562
Lab Number : 06089308
Unique Number : 10876753
Test Package : FLEET

Received : 14 Feb 2024
Tested : 15 Feb 2024
Diagnosed : 15 Feb 2024 - Wes Davis

GFL Environmental - 958A - Chillicothe Wigan
 19908 N. State Rd 29
 Chillicothe, IL
 US 61523
 Contact: Bryan Link
 blink@gflenv.com

To discuss this sample report, contact Customer Service at 1-800-237-1369.

* - Denotes test methods that are outside of the ISO 17025 scope of accreditation.

Statements of conformity to specifications are based on the simple acceptance decision rule (JCGM 106:2012)

T:
F: